



Quarter 1 2024 (Flash Estimates)

Industrial Market

RENTAL (LAND)





Q1 2024
Flash Estimates

Market Snapshots





Top Projects Q1 2024 (Rental)

Top Project (Rental volume)

TOTAL TRANSACTION VOLUME

88 units

Rank	Project Name	Median PSF (\$)	Median Area (Sqft)	Median Transaction (\$)	No of Units	District
1	Midview City	2.88	1,382	3,981	5	District 20
2	Northstar @ Amk	2.64	1,090	2,800	5	District 20
3	Eco-tech@sunview	1.43	2,482	3,550	4	District 22
4	Eunos Techpark	5.21	1,084	2,583	3	District 14
5	Wcega Tower	2.19	1,113	2,483	3	District 23
6	Tradehub 21	2.60	1,469	3,827	3	District 22
7	Entrepreneur Business Centre	2.13	1,741	2,844	3	District 14



Top Projects Q1 2024 (Rental)

TOP-DEMAND DISTRICTS

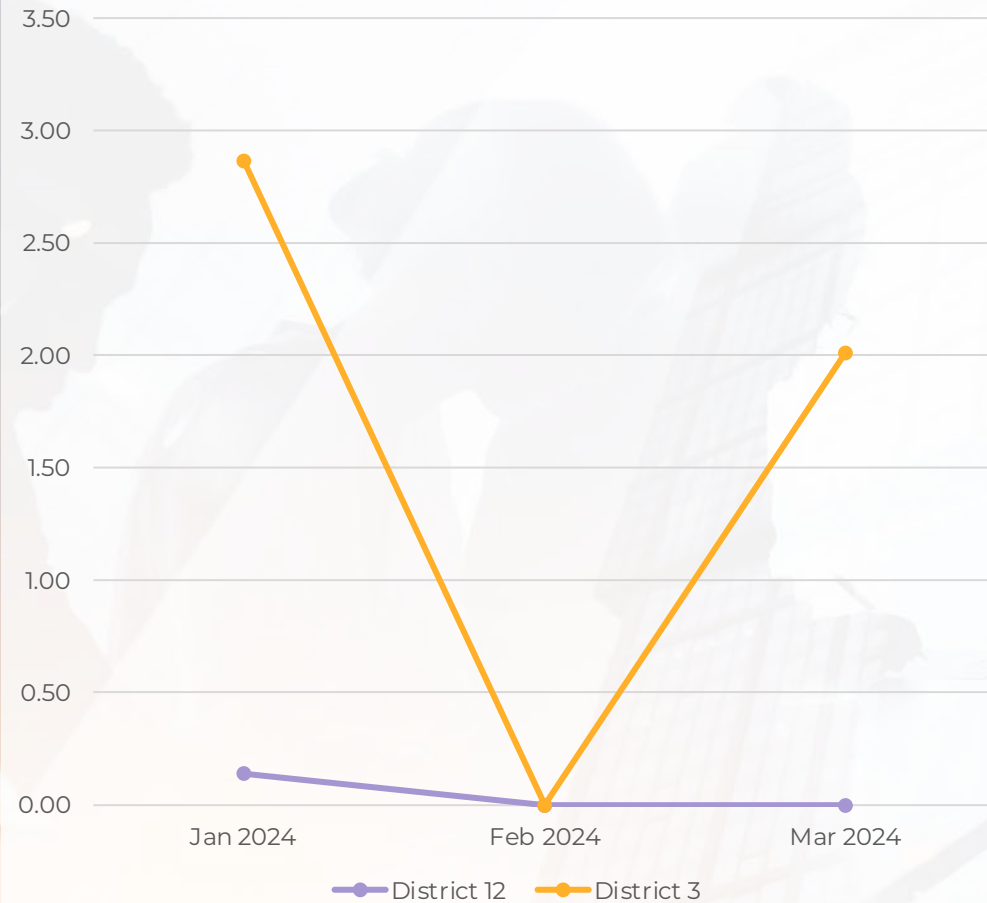
Rank	District	Mean PSF (\$)	Mean (Sqft)	Mean Rental (\$)	Units
1	District 14	2.77	2,207	3,547	28
2	District 20	2.83	1,263	3,314	16
3	District 22	1.50	8,379	3,420	10
4	District 23	2.02	1,335	2,614	7
5	District 27	1.82	2,607	3,800	7
6	District 25	2.21	1,281	2,036	5
7	District 13	2.72	1,254	3,106	4
8	District 3	2.58	1,803	4,222	3
9	District 26	1.79	3,231	4,960	2
10	District 5	2.02	1,104	2,150	2
11	District 19	2.89	1,598	4,550	2



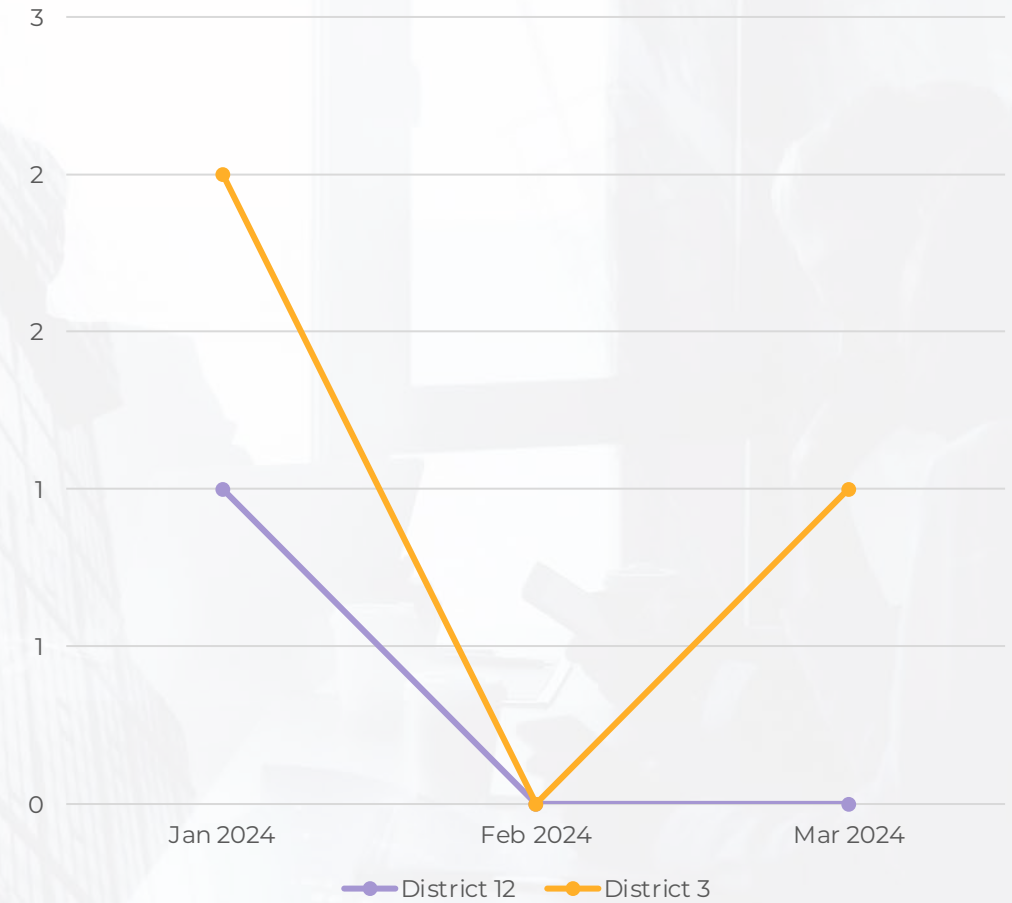
PSF Rental and Volume (Central Region)

Quarter 1 2024

Avg PSF



Transaction Volume

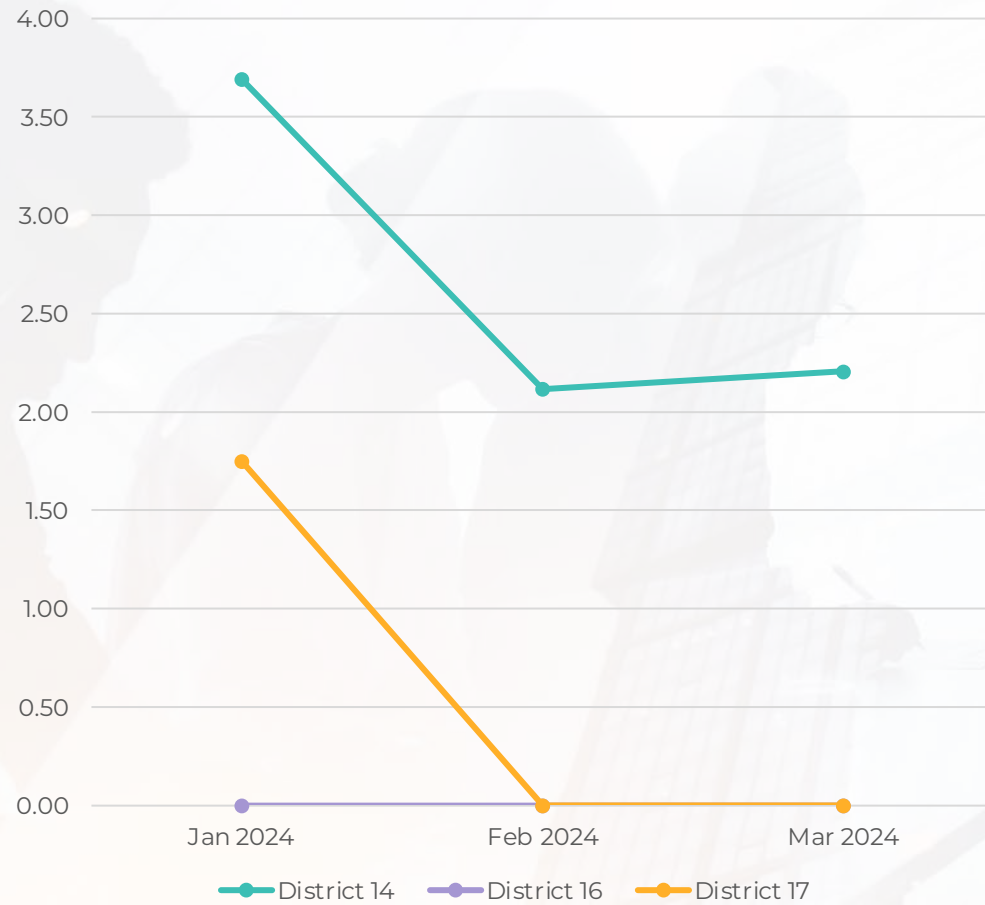




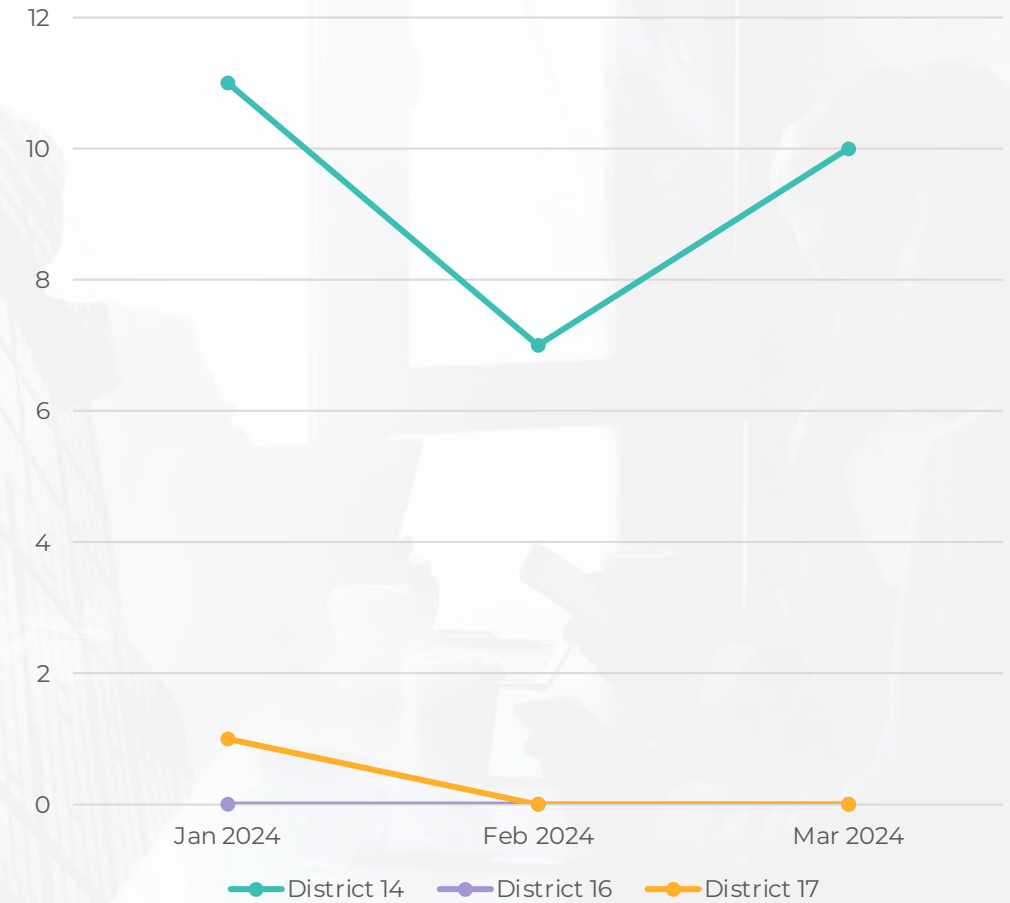
PSF Rental and Volume (East Region)

Quarter 1 2024

Avg PSF



Transaction Volume

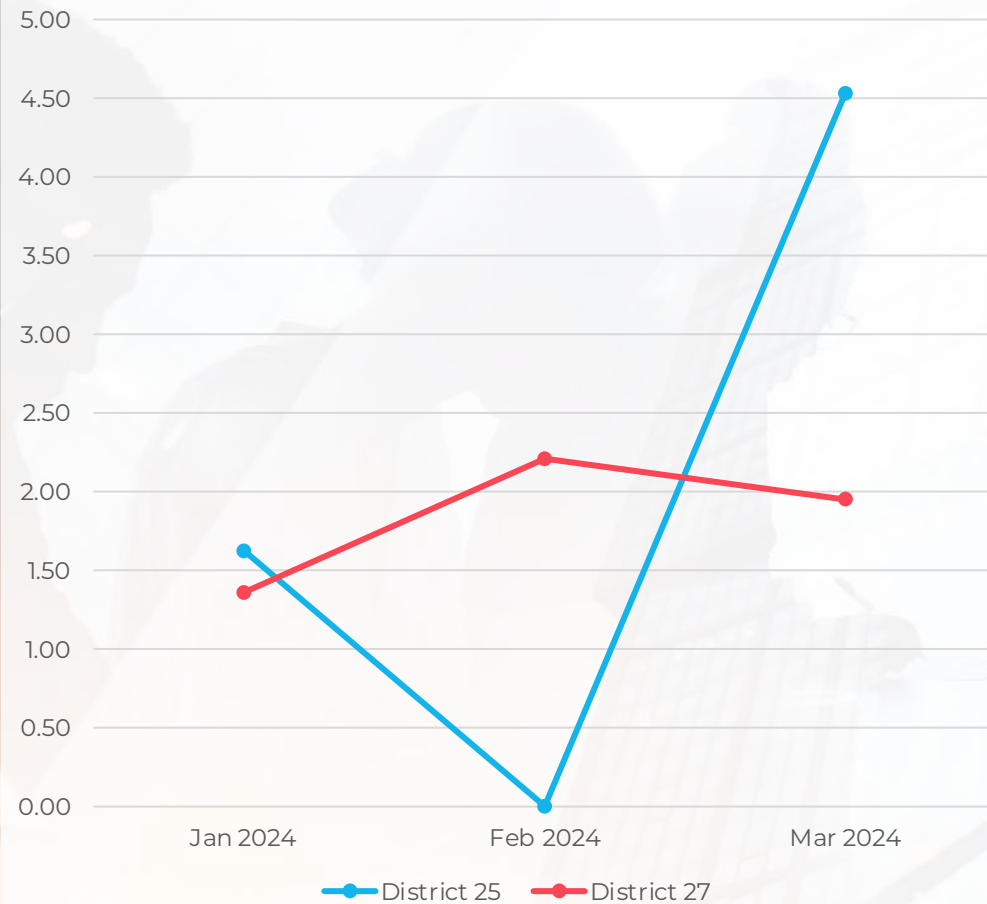




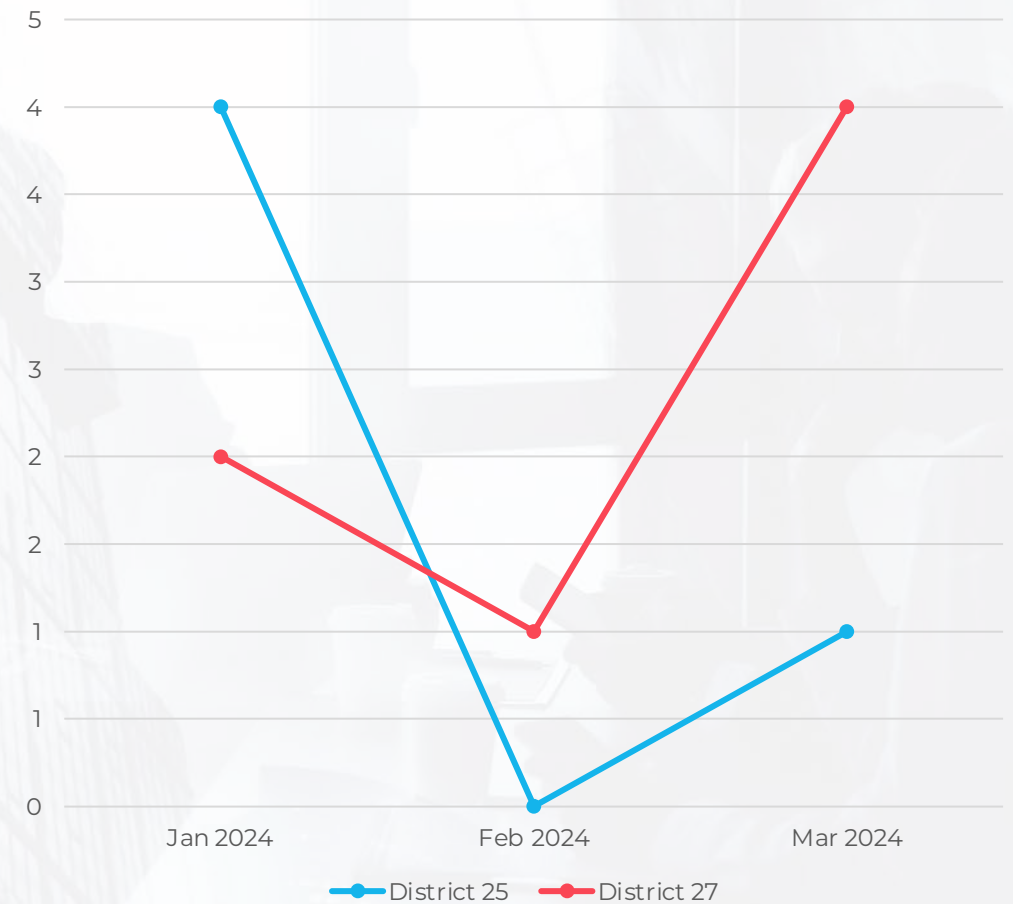
PSF Rental and Volume (North Region)

Quarter 1 2024

Avg PSF



Transaction Volume

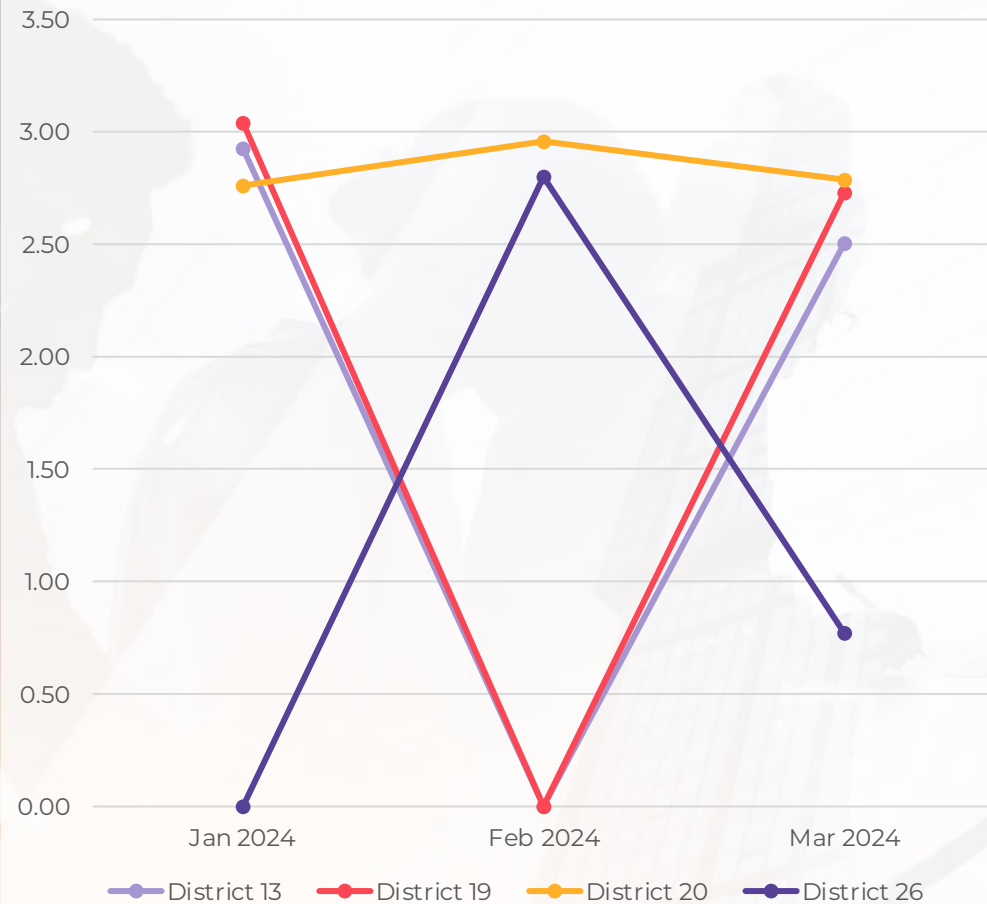




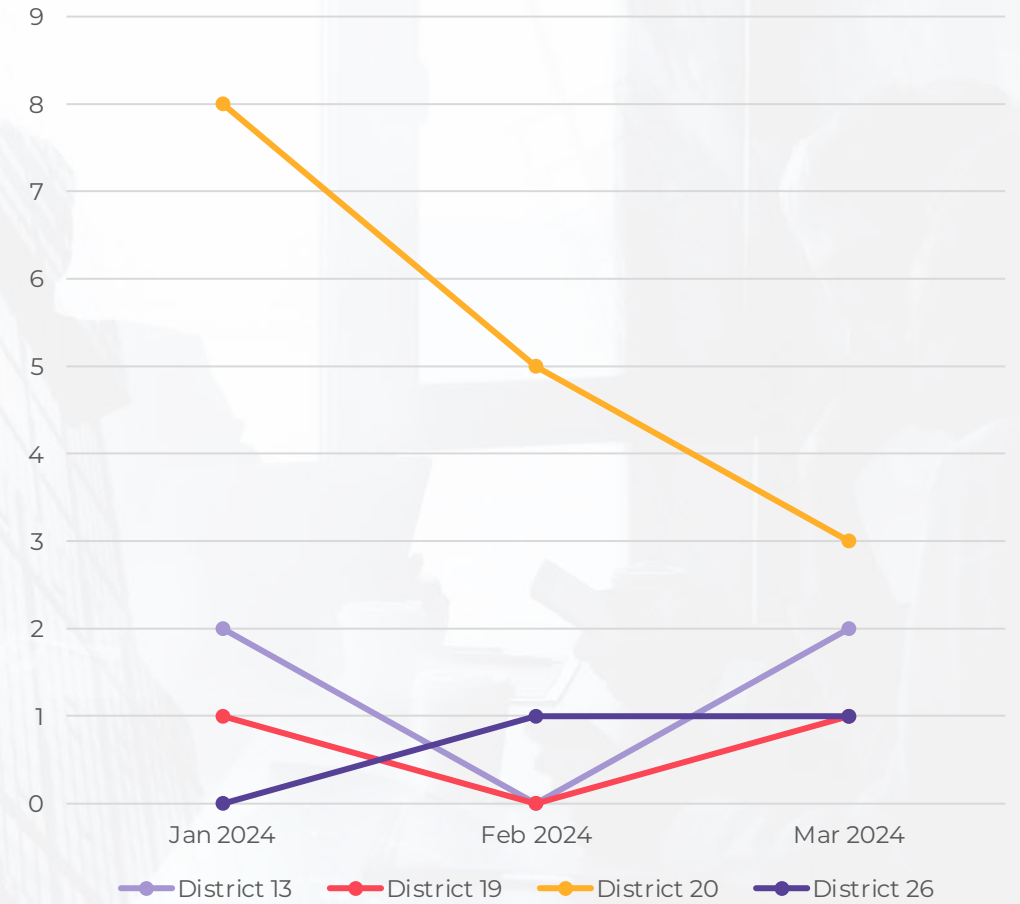
PSF Rental and Volume (Northeast Region)

Quarter 1 2024

Avg PSF



Transaction Volume

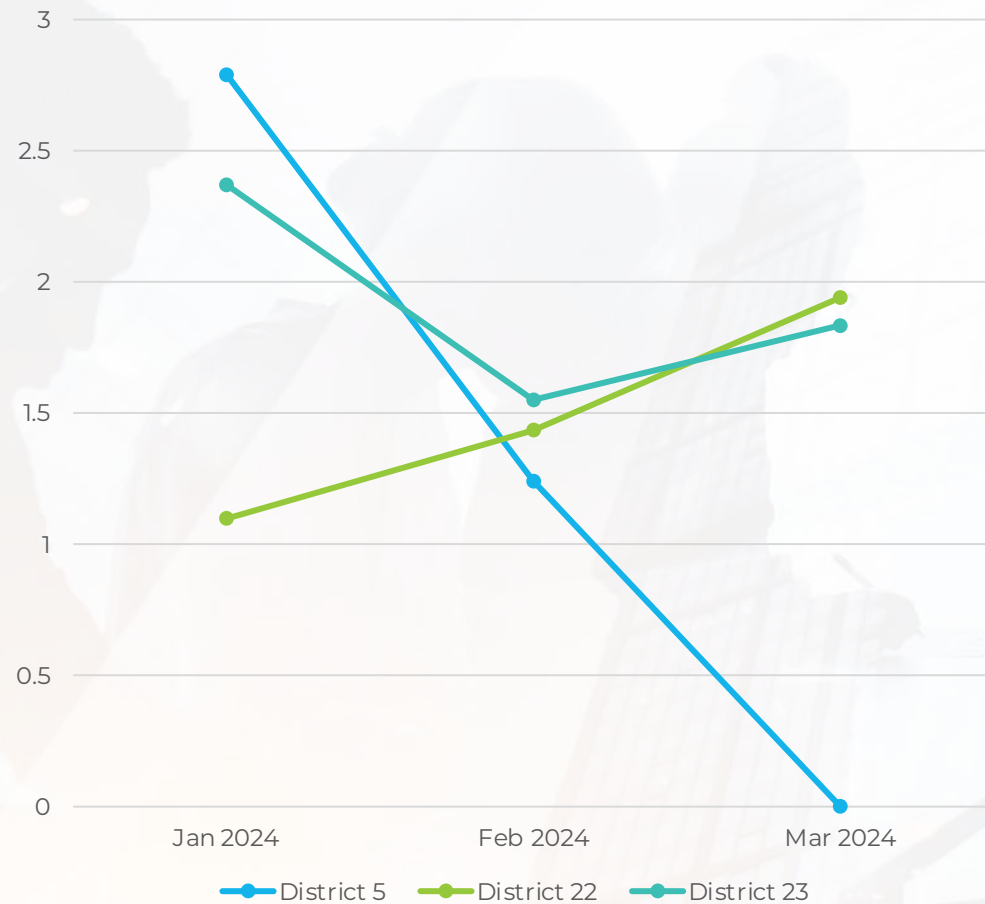




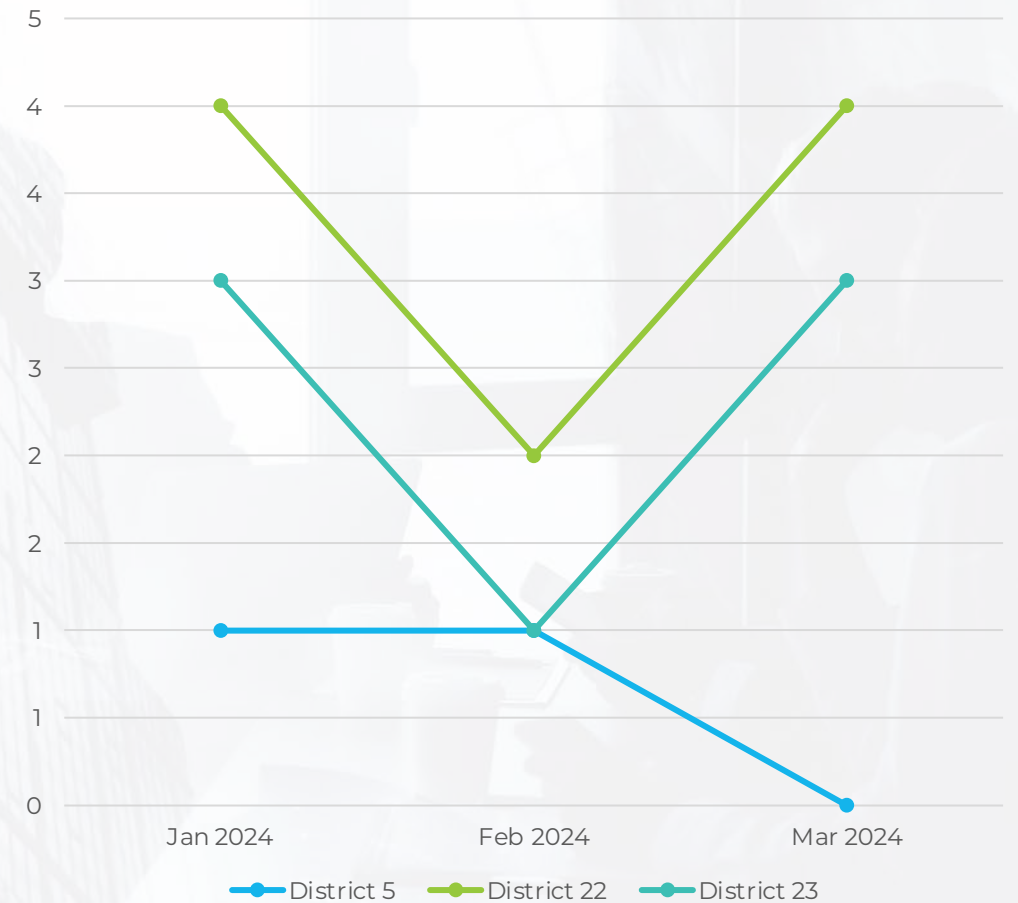
PSF Rental and Volume (West Region)

Quarter 1 2024

Avg PSF



Transaction Volume





East Region



PSF Rental (District 14)

QUARTER 1 2024

	Units	PSF (\$)	Area (Sqft)	Rental (\$)
District 14	28	2.77	2,207	3,547
Eunos Techpark	3	5.21	1,084	2,583
Entrepreneur Business Centre	3	2.13	1,741	2,844
Vertex	2	5.22	808	2,700
Ubi Techpark	2	3.40	760	2,550
Premier @ Kaki Bukit	2	3.01	1,438	4,250
Bizlink Centre	2	2.69	1,109	2,975
Eunos Technolink	2	2.21	3,007	6,650
Frontier	2	1.81	2,526	4,500

	Units	PSF (\$)	Area (Sqft)	Rental (\$)
District 14	28	2.77	2,207	3,547
Biztech Centre	2	1.78	1,248	1,650
Oxley Bizhub	2	1.45	1,906	2,750
VICTORY CENTRE	1	3.05	1,736	5,300
Synergy @ KB	1	2.80	1,786	5,000
Ub Point	1	2.49	2,239	5,580
First East Centre	1	2.23	2,651	5,900
Shun Li Industrial Park	1	1.71	2,486	4,250
Thk Industrial Building	1	0.06	16,822	944



PSF Rental (District 17)

QUARTER 1 2024

	Units	PSF (\$)	Area (Sqft)	Rental (\$)
District 17	1	1.75	14,747	25,800
Loyang Enterprise Building	1	1.75	14,747	25,800



Central Region



PSF Rental (District 3)

QUARTER 1 2024

	Units	PSF (\$)	Area (Sqft)	Rental (\$)
District 3	3	2.58	1,803	4,222
E-centre @ Redhill	1	3.30	1,000	3,300
Petro Centre	1	2.43	1,234	3,000
Apex @ Henderson	1	2.01	3,175	6,367



PSF Rental (District 12)

QUARTER 1 2024

	Units	PSF (\$)	Area (Sqft)	Rental (\$)
District 12	1	0.14	13,283	1,900
Kallang Place	1	0.14	13,283	1,900



Northeast Region



PSF Rental (District 13)

QUARTER 1 2024

	Units	PSF (\$)	Area (Sqft)	Rental (\$)
District 13	4	2.72	1,254	3,106
Trivex	2	3.41	824	2,812
Novelty Bizcentre	1	2.29	1,657	3,800
Ruby Industrial Complex	1	1.75	1,710	3,000



PSF Rental (District 19)

QUARTER 1 2024

	Units	PSF (\$)	Area (Sqft)	Rental (\$)
District 19	2	2.89	1,598	4,550
First Centre	1	3.04	1,216	3,700
S9	1	2.73	1,980	5,400



PSF Rental (District 20)

QUARTER 1 2024

	Units	PSF (\$)	Area (Sqft)	Rental (\$)
District 20	16	2.83	1,263	3,314
Midview City	5	2.88	1,382	3,981
Northstar @ Amk	5	2.64	1,090	2,800
Amk Tech li	1	5.38	632	3,400
Mapex	1	3.32	1,959	6,500
Amk Tech 1	1	3.28	670	2,200
One Pemimpin	1	3.04	1,152	3,500
Econ Industrial Building	1	2.30	1,272	2,926
Link@amk	1	0.28	2,154	600



PSF Rental (District 26)

QUARTER 1 2024

	Units	PSF (\$)	Area (Sqft)	Rental (\$)
District 26	2	1.79	3,231	4,960
Tg Building	1	2.80	2,433	6,812
Tagore 8	1	0.77	4,028	3,108



West Area



PSF Rental (District 5)

QUARTER 1 2024

	Units	PSF (\$)	Area (Sqft)	Rental (\$)
District 5	2	2.02	1,104	2,150
Westech Building	1	2.79	1,002	2,800
Pantech Business Hub	1	1.24	1,206	1,500



PSF Rental (District 22)

QUARTER 1 2024

	Units	PSF (\$)	Area (Sqft)	Rental (\$)
District 22	10	1.50	8,379	3,420
Eco-tech@sunview	4	1.43	2,482	3,550
Tradehub 21	3	2.60	1,469	3,827
Enterprise Hub	1	1.14	4,023	4,600
Linkpoint Place	1	0.32	7,765	2,500
Soon Lee Road	1	0.02	57,667	1,420



PSF Rental (District 23)

QUARTER 1 2024

	Units	PSF (\$)	Area (Sqft)	Rental (\$)
District 23	7	2.02	1,335	2,614
Wcega Tower	3	2.19	1,113	2,483
Unity Centre	2	2.25	1,767	3,850
The Elitist	1	2.54	905	2,300
Lam Soon Industrial Building	1	0.54	1,567	850



North Area



PSF Rental (District 25)

QUARTER 1 2024

	Units	PSF (\$)	Area (Sqft)	Rental (\$)
District 25	5	2.21	1,281	2,036
Woodlands 11	2	1.18	1,893	2,200
Primz Bizhub	1	4.53	150	680
Woodlands Horizon	1	3.65	1,234	4,500
Mega@woodlands	1	0.49	1,234	600



PSF Rental (District 27)

QUARTER 1 2024

	Units	PSF (\$)	Area (Sqft)	Rental (\$)
District 27	7	1.82	2,607	3,800
North Spring Bizhub	2	2.41	1,539	3,700
Harvest @ Woodlands	2	2.08	1,486	3,050
North Link Building	2	0.92	5,202	4,800
8B @ Admiralty	1	1.94	1,800	3,500



A monthly publication by SLP International Property Consultants.
For more information, feel free to reach out to research@oneslp.com

RESEARCH TEAM

Head

Francis Tan - CEO (Covering Head, Research)

Members

Vivian Cheow | Ops/Data Executive | Email: vivian.cheow@oneslp.com

Michelle Wan | Data Administration Executive | Email: michelle.wan@oneslp.com

SLP INTERNATIONAL PROPERTY CONSULTANTS PTE LTD | Estate Agent Lic. No. : L3009018D

Disclaimer: The information does not constitute, nor constitute any part of an investment advice. Readers should not rely on any material in this proposal as a statement or representation of fact but should satisfy themselves by inspecting or otherwise, as to the correctness of each of them. No person in the employment of SLP International Property Consultants Pte Ltd has any authority to make or give any representation or warranty whatsoever to the information herein.



Real Estate, Real People

SLP INTERNATIONAL PROPERTY CONSULTANTS PTE LTD

UEN: 200303801E | Estate Agent Lic. No.: L3009018D

300 Beach Road #34-03/04 The Concourse Singapore 199555



oneslp



one.slp



oneslp



oneslp