



Q1 2024

(Flash Estimates)

Residential Market

**Non-Landed
(RENTAL)**





Market Snapshots

Q1 2024 Flash Estimates





CONTENT

Top Project ----- 03

Top Demand District ----- 04

PSF Rental and Volume

- Central Region ----- 05

- East Region ----- 06

- North Region ----- 07

- Northeast Region ----- 08

- West Region ----- 09

PSF Rental Central Region

- District 1 ----- 11

- District 2 ----- 12

- District 3 ----- 13

- District 4 ----- 15

- District 6 ----- 17

- District 7 ----- 18

- District 8 ----- 19

- District 9 ----- 23

- District 10 ----- 33

- District 11 ----- 45

- District 12 ----- 51

PSF Rental East Region

- District 14 ----- 57

- District 15 ----- 65

- District 16 ----- 79

- District 17 ----- 82

- District 18 ----- 84

PSF Rental North East Region

- District 13 ----- 88

- District 19 ----- 90

- District 20 ----- 97

- District 26 ----- 99

- District 28 ----- 100

PSF Rental West Region

- District 5 ----- 102

- District 21 ----- 106

- District 22 ----- 109

- District 23 ----- 110

PSF Rental North Region

- District 25 ----- 115

- District 27 ----- 116



Top Projects Q1 2024 (Rental)

Top Project (Rental volume)

TOTAL TRANSACTION VOLUME

13,795 units

Rank	Project Name	Median PSF (\$)	Median Area (Sqft)	Median Transaction (\$)	No of Units	District
1	Normanton Park	5.74	657	4,000	300	District 5
2	Treasure at Tampines	4.90	678	3,500	151	District 18
3	Parc Clematis	5.92	700	3,900	147	District 5
4	The M	7.78	592	4,400	135	District 7
5	The Sail @ Marina Bay	6.79	861	5,800	84	District 1
6	The Florence Residences	5.51	635	3,300	80	District 19
7	Avenue South Residence	6.28	657	4,350	79	District 3
8	D'Leedon	5.56	1,184	5,950	78	District 10
9	City Square Residences	5.25	840	4,700	70	District 8
10	Watertown	5.27	592	3,300	67	District 19



Top Projects Q1 2024 (Rental)

TOP-DEMAND DISTRICTS

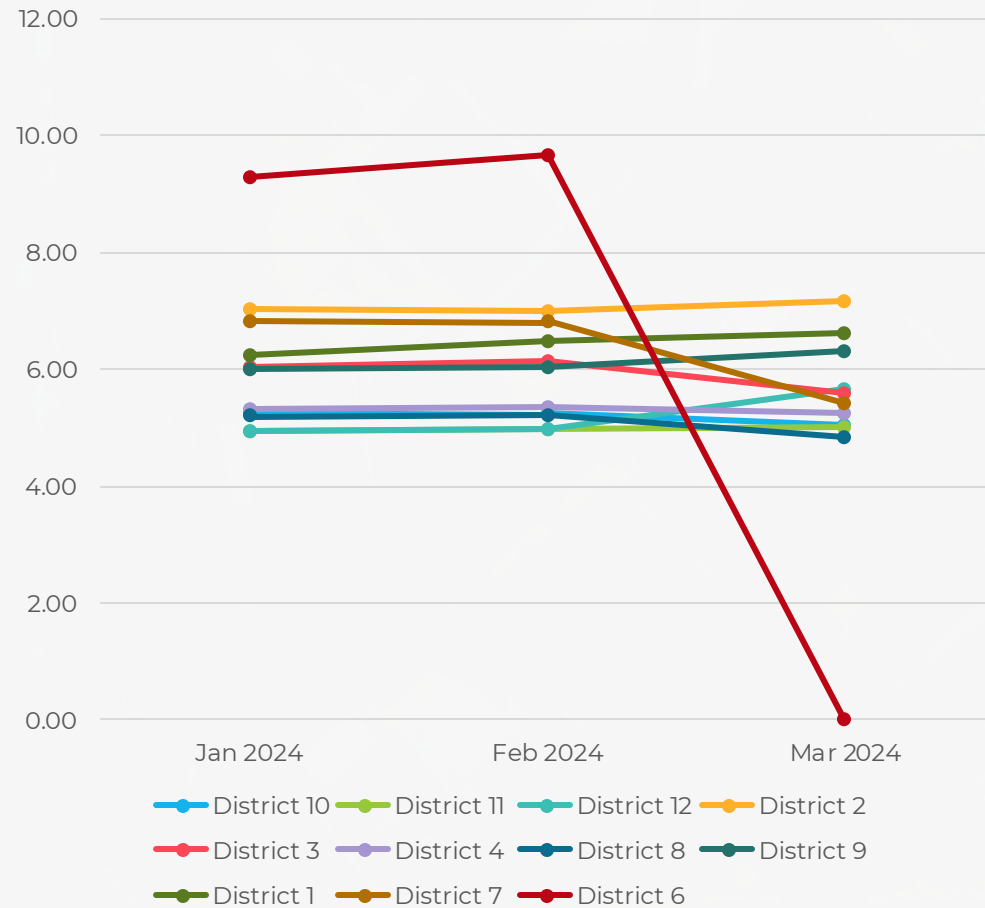
Rank	District	Mean PSF (\$)	Mean (Sqft)	Mean Rental (\$)	Units
1	District 9	6.02	1,169	6,617	1285
2	District 19	4.72	835	3,679	1194
3	District 10	5.25	1,539	7,649	1181
4	District 15	4.56	1,180	4,976	1165
5	District 5	5.38	836	4,273	1024
6	District 18	4.31	895	3,716	773
7	District 14	5.25	780	3,708	722
8	District 16	4.49	943	3,943	628
9	District 23	4.35	924	3,729	558
10	District 3	6.09	859	4,967	554



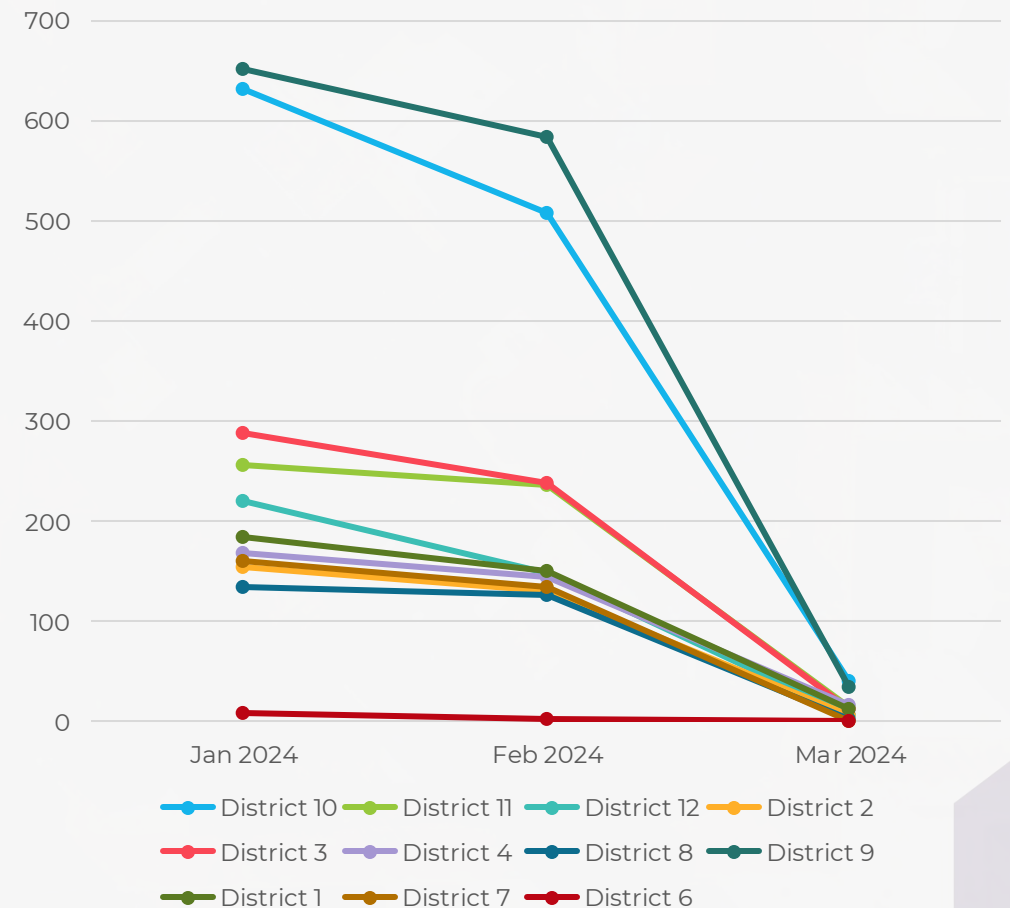
PSF Rental and Volume (Central Region)

Quarter 1 2024

Avg PSF



Transaction Volume

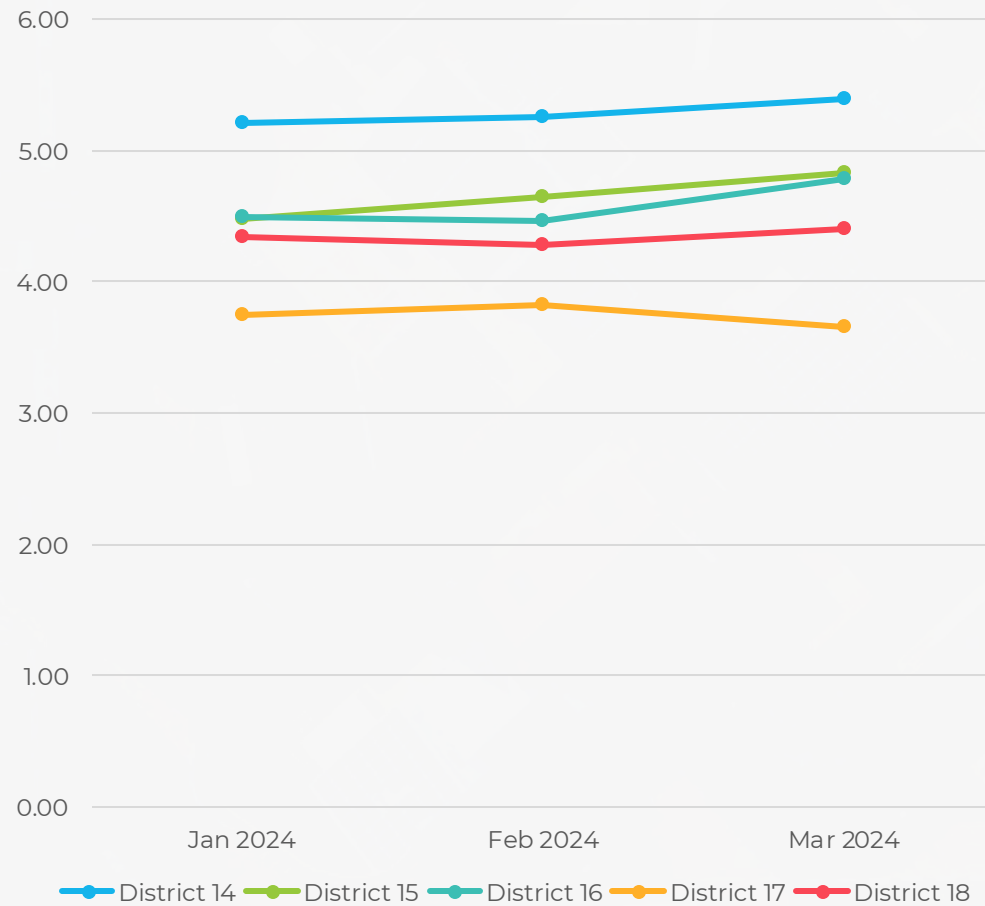




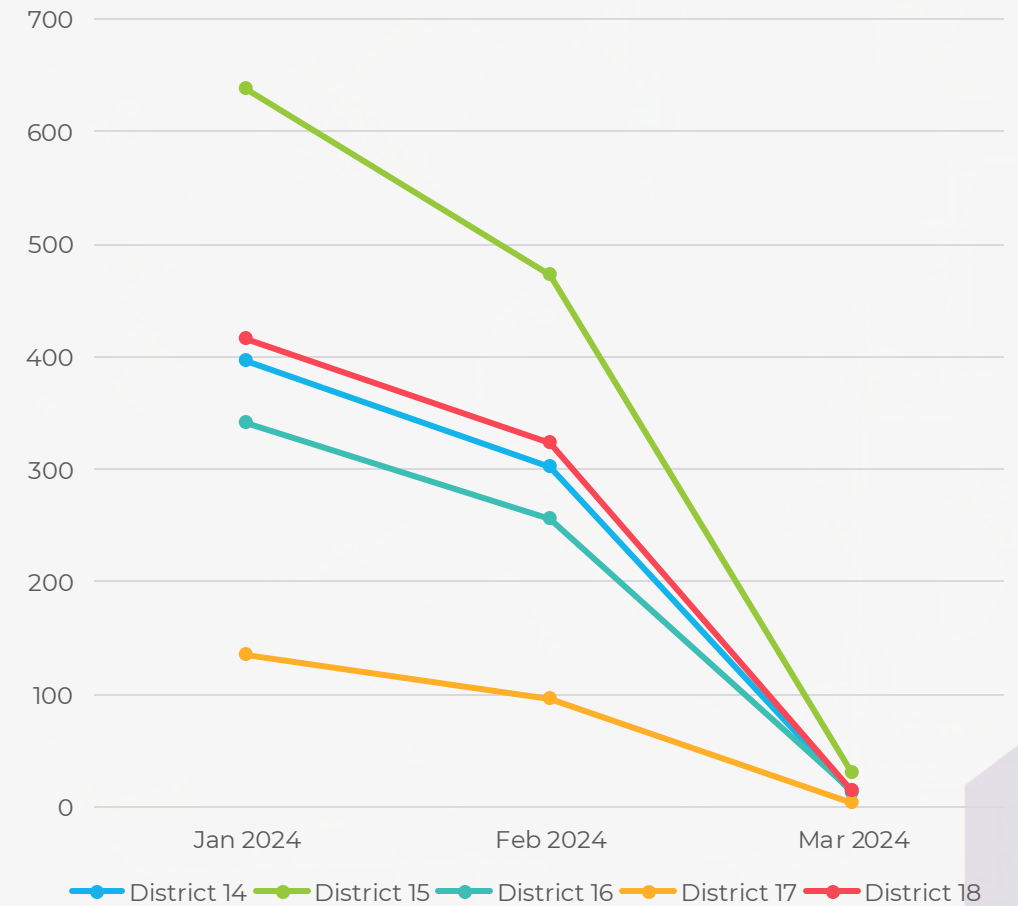
PSF Rental and Volume (East Region)

Quarter 1 2024

Avg PSF



Transaction Volume

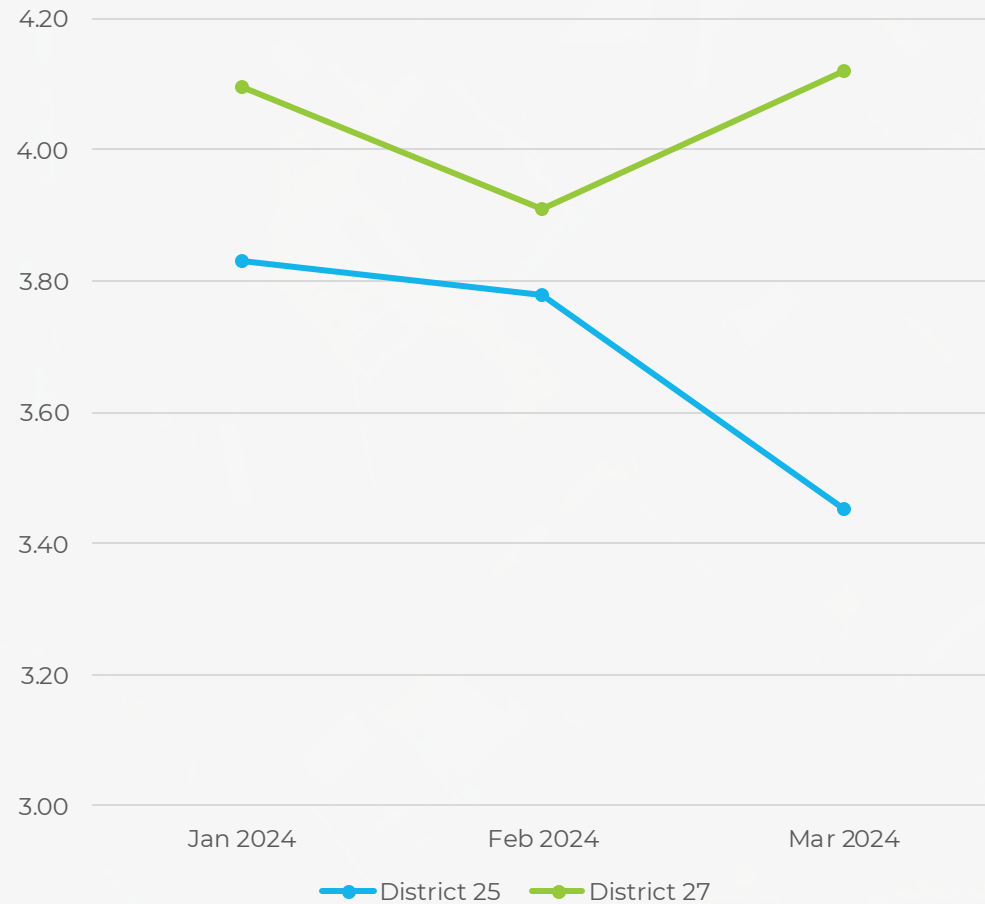




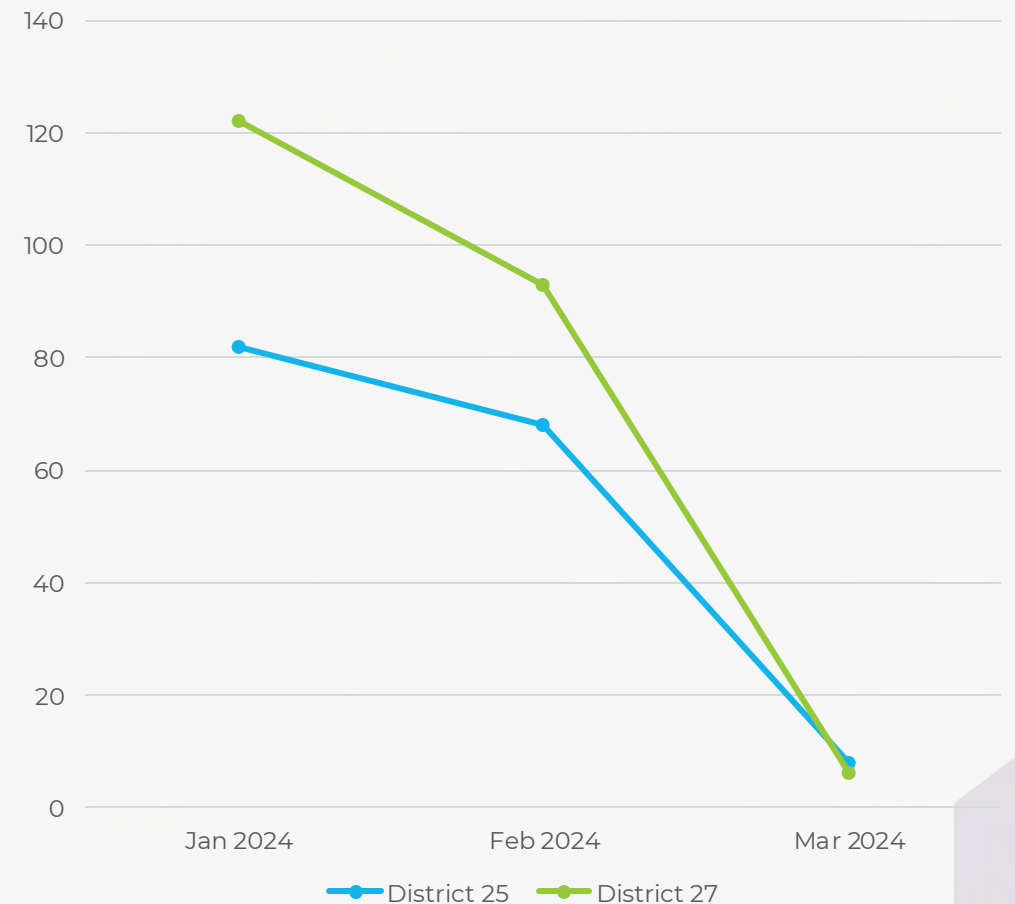
PSF Rental and Volume (North Region)

Quarter 1 2024

Avg PSF



Transaction Volume

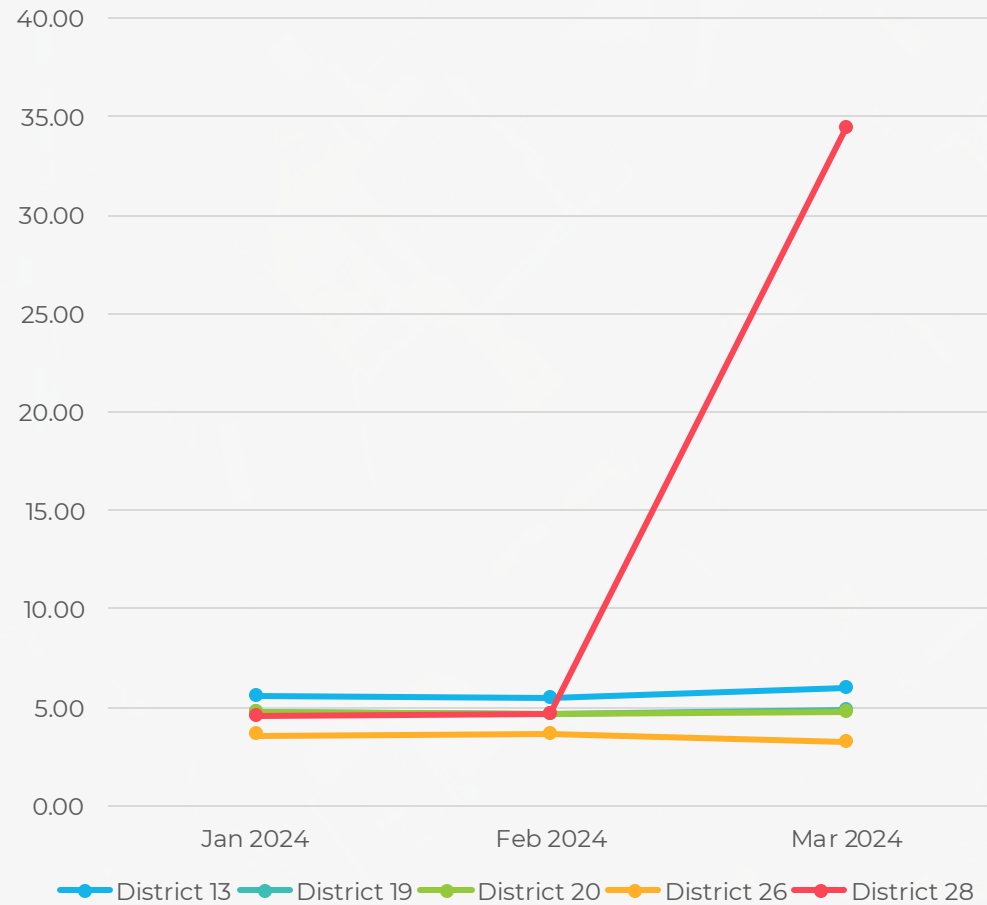




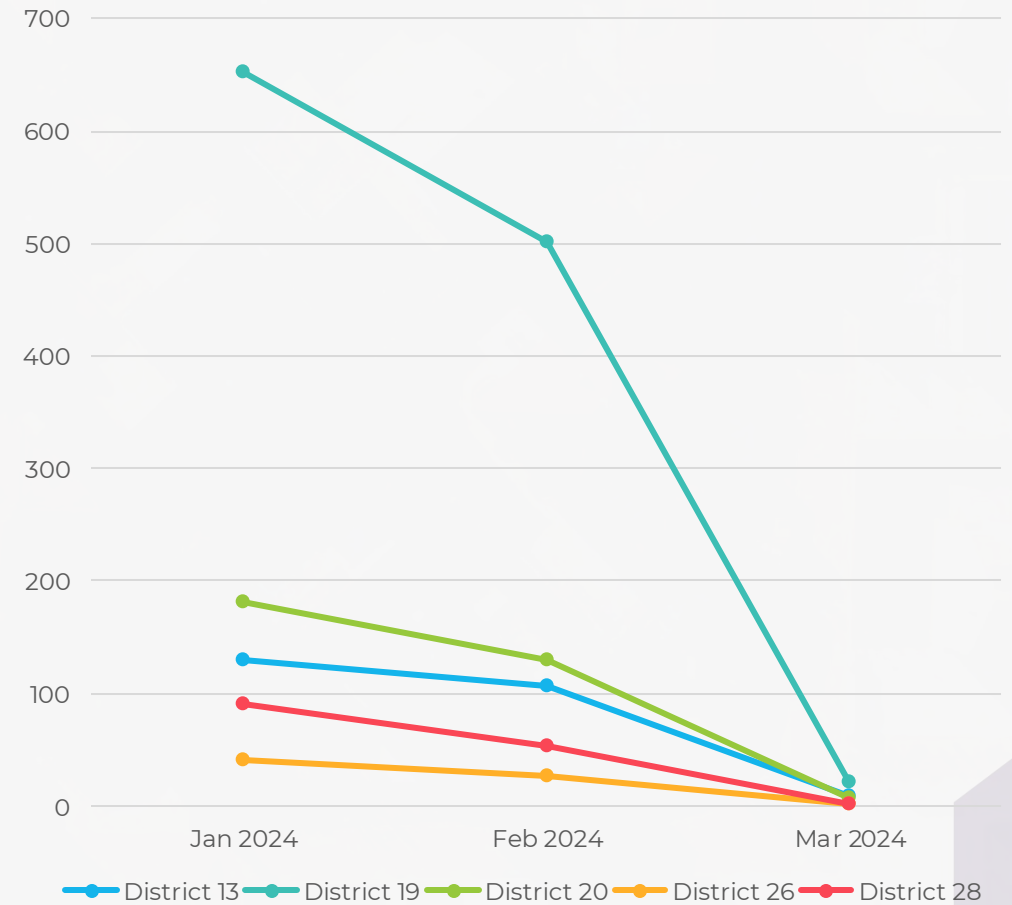
PSF Rental and Volume (Northeast Region)

Quarter 1 2024

Avg PSF



Transaction Volume

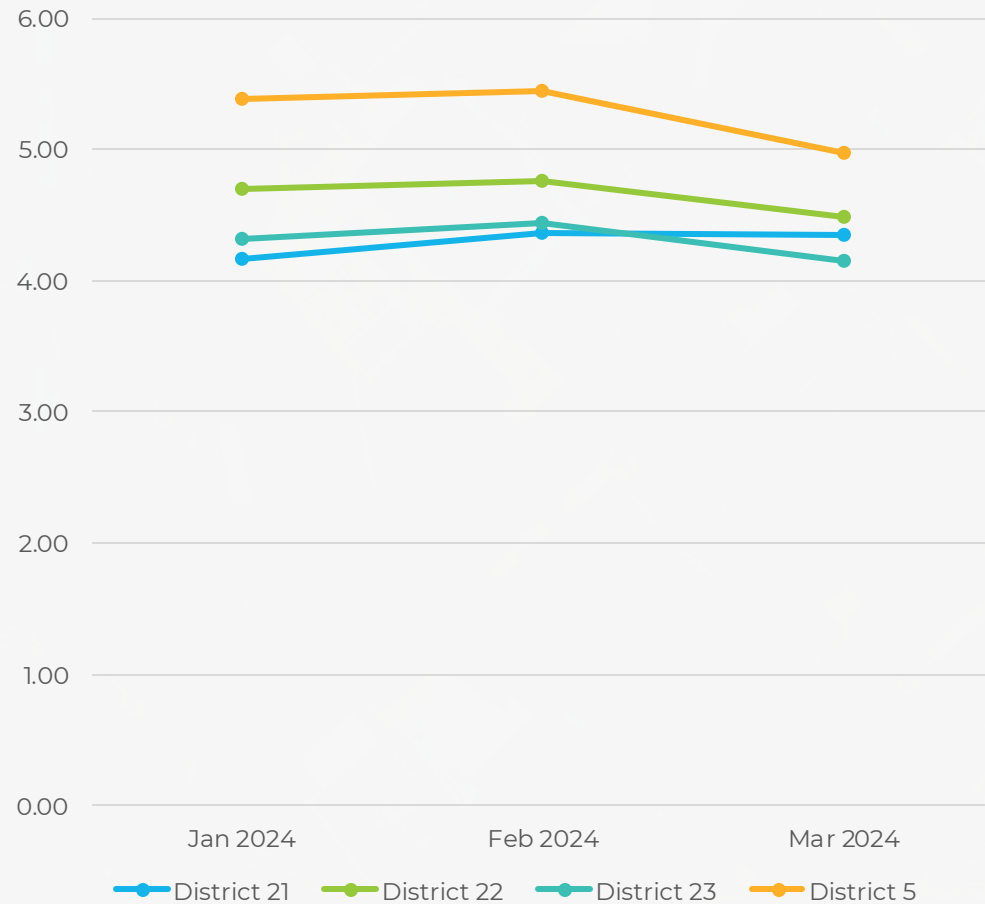




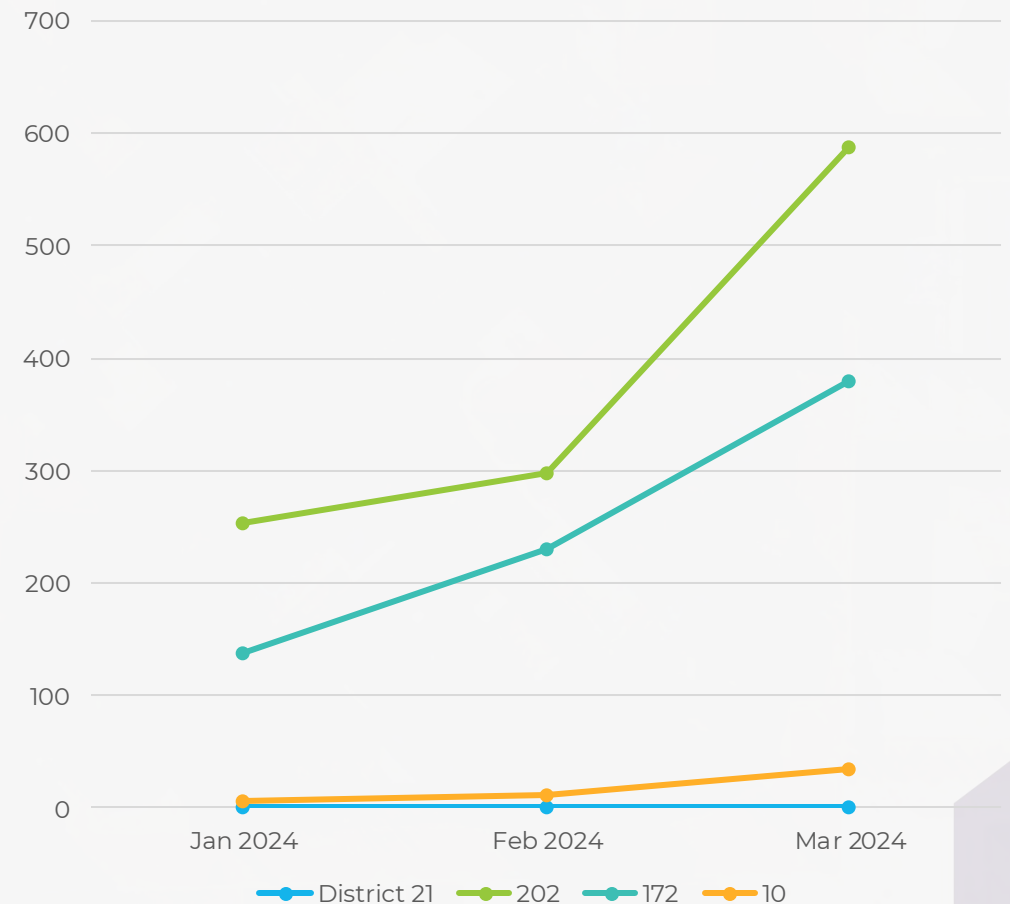
PSF Rental and Volume (West Region)

Quarter 1 2024

Avg PSF



Transaction Volume





Central Region



PSF Rental (District 1)

QUARTER 1 2024

	Units	PSF (\$)	Area (Sqft)	Rental (\$)
District 1	361	6.35	967	5,877
The Sail @ Marina Bay	84	6.79	861	5,800
Marina One Residences	63	6.66	980	6,212
One Shenton	35	5.69	1,098	6,200
V On Shenton	31	6.65	947	6,000
The Clift	30	7.59	527	4,400
Marina Bay Residences	30	7.22	1,130	8,000
Emerald Garden	30	4.98	990	4,800

	Units	PSF (\$)	Area (Sqft)	Rental (\$)
District 1	361	6.35	967	5,877
The Minton	18	4.20	980	4,250
People's Park Complex	15	4.29	1,119	4,380
Marina Bay Suites	12	5.86	2,056	10,500
Robinson Suites	11	7.41	603	4,000
Lorong Telok	1	6.21	950	5,900
The Riverside Piazza	1	4.80	1,270	6,100



PSF Rental (District 2)

QUARTER 1 2024

	Units	PSF (\$)	Area (Sqft)	Rental (\$)
District 2	297	7.02	697	4,832
Sky Everton	52	7.35	646	4,750
Icon	39	6.88	657	4,555
Spottiswoode Residences	37	6.16	796	4,700
Altez	28	7.40	754	5,500
Spottiswoode 18	24	7.93	388	3,250
Skysuites@Anson	22	8.00	700	5,000
Eon Shenton	15	7.43	689	4,900
Spottiswoode Suites	14	6.42	662	4,100
Lumiere	13	5.99	678	4,300

	Units	PSF (\$)	Area (Sqft)	Rental (\$)
District 2	297	7.02	697	4,832
Wallich Residence At Tanjong Pagar Centre	12	10.25	861	9,500
International Plaza	10	4.56	950	4,900
The Beacon	9	4.95	969	5,000
76 Shenton	7	7.21	624	5,420
Onze @ Tanjong Pagar	5	7.41	506	3,750
Craig Place	4	6.44	652	4,475
Dorsett Residences	3	6.82	689	5,300
Spottiswoode Park	3	2.32	1,314	3,050



PSF Rental (District 3)

QUARTER 1 2024

	Units	PSF (\$)	Area (Sqft)	Rental (\$)
District 3	554	6.09	859	4,967
Avenue South Residence	79	6.28	657	4,350
Margaret Ville	33	6.71	700	4,200
Commonwealth Towers	30	7.33	689	4,500
Queens Peak	29	7.39	624	4,500
Alex Residences	27	7.17	678	4,900
Alexis	25	6.96	517	3,200
The Crest	25	5.81	1,023	6,100
Queens	25	5.04	1,184	5,900
Stirling Residences	24	6.75	689	4,700
River Place	23	4.96	818	4,200

	Units	PSF (\$)	Area (Sqft)	Rental (\$)
District 3	554	6.09	859	4,967
Central Green Condominium	23	4.46	926	4,500
Highline Residences	20	7.56	910	6,750
Principal Garden	20	6.82	630	3,900
Echelon	18	6.84	732	4,850
The Anchorage	18	4.03	1,421	5,575
Tanglin View	14	4.73	1,141	5,400
Artra	12	6.94	829	6,160
The Regency At Tiong Bahru	12	5.62	1,281	6,825
Twin Regency	12	5.43	1,227	6,725
Tiong Bahru Estate	12	4.69	950	4,400



PSF Rental (District 3)

QUARTER 1 2024

	Units	PSF (\$)	Area (Sqft)	Rental (\$)
District 3	554	6.09	859	4,967
The Metropolitan Condominium	11	5.72	1,033	6,000
Ascentia Sky	10	5.97	1,243	6,700
Meraprime	8	5.55	1,173	6,550
Alessandrea	8	4.44	1,098	4,973
Domain 21	7	5.66	904	5,000
Emerald Park	6	4.66	1,130	5,000
Regency Suites	4	5.46	980	5,500
Harvest Mansions	4	5.04	1,023	5,150

	Units	PSF (\$)	Area (Sqft)	Rental (\$)
District 3	554	6.09	859	4,967
Riviere	3	7.89	818	6,700
Outram Road	3	4.42	950	4,200
Eng Hoon Mansions	3	4.39	1,593	6,100
Queensway Tower / Queensway Shopping Centre	3	2.77	1,625	4,500
Yong Siak Street	1	4.74	950	4,500
Kai Fook Mansion	1	4.71	850	4,000
Clydesview	1	3.15	2,411	7,600



PSF Rental (District 4)

QUARTER 1 2024

	Units	PSF (\$)	Area (Sqft)	Rental (\$)
District 4	341	5.33	1,528	8,169
Reflections At Keppel Bay	53	5.52	1,539	8,000
Caribbean At Keppel Bay	52	5.78	1,227	7,200
The Interlace	43	4.82	1,593	7,800
Corals At Keppel Bay	31	6.06	990	6,500
Skyline Residences	27	5.42	1,292	6,800
The Coast at Sentosa Cove	21	4.59	2,024	10,000
Cape Royale	19	5.98	2,508	16,000
The Residences at W Singapore Sentosa Cove	11	5.61	2,050	11,500
Marina Collection	11	4.87	2,185	10,500
The Berth By The Cove	11	4.43	1,658	7,500

	Units	PSF (\$)	Area (Sqft)	Rental (\$)
District 4	341	5.33	1,528	8,169
The Oceanfront @ Sentosa Cove	10	5.11	1,711	8,900
Teresa Ville	9	3.11	1,927	5,500
Harbourlights	8	4.53	824	3,925
The Foresta @ Mount Faber	7	6.96	431	3,400
Harbour Suites	6	6.26	527	3,250
Seascape	5	5.06	2,336	12,200
Harbour View Towers	4	4.14	797	3,700
The Azure	3	4.76	1,927	10,000
Permai Residences	3	4.40	1,250	5,400
Seven Palms Sentosa Cove	2	8.12	3,650	30,750



PSF Rental (District 4)

QUARTER 1 2024

	Units	PSF (\$)	Area (Sqft)	Rental (\$)
District 4	341	5.33	1,528	8,169
The Pearl @ Mount Faber	2	4.54	1,389	6,300
Mount Faber Lodge	2	3.41	1,174	4,000
Turquoise	1	4.52	2,433	11,000



PSF Rental (District 6)

QUARTER 1 2024

	Units	PSF (\$)	Area (Sqft)	Rental (\$)
District 6	10	9.38	686	5,920
High Street Centre	9	9.68	527	5,000
Eden Residences Capitol	1	6.69	2,121	14,200



PSF Rental (District 7)

QUARTER 1 2024

	Units	PSF (\$)	Area (Sqft)	Rental (\$)
District 7	310	6.84	738	4,777
The M	135	7.78	592	4,400
Duo Residences	60	7.27	721	5,750
Concourse Skyline	27	5.75	861	5,300
Southbank	18	5.64	958	5,200
Burlington Square	16	5.13	851	2,190
City Gate	13	5.43	700	3,700
The Bencoolen	12	4.99	925	4,725

	Units	PSF (\$)	Area (Sqft)	Rental (\$)
District 7	310	6.84	738	4,777
South Beach Residences	7	8.17	1,496	9,300
The Plaza	7	4.71	807	3,800
Sunshine Plaza	6	5.00	1,222	6,100
Textile Centre	6	4.31	894	3,800
Tanqueelan Suites	1	7.26	950	6,900
Liang Seah Court	1	6.02	581	3,500
Heritage Place	1	4.12	947	3,900



PSF Rental (District 8)

QUARTER 1 2024

	Units	PSF (\$)	Area (Sqft)	Rental (\$)
District 8	266	5.22	819	4,035
City Square Residences	70	5.25	840	4,700
Citylights	16	5.74	872	4,700
Sturdee Residences	15	7.31	420	3,500
Kerrisdale	13	4.65	1,259	5,300
Cityscape @ Farrer Park	10	3.92	1,119	4,500
Uptown @ Farrer	8	7.14	700	4,900
Race Course Road	8	5.04	450	2,297
Soho 188	6	6.48	463	3,000
Rangoon Road	5	5.20	750	3,900
28 RC Suites	4	6.97	409	2,850

	Units	PSF (\$)	Area (Sqft)	Rental (\$)
District 8	266	5.22	819	4,035
Forte Suites	4	6.28	522	3,200
Urban Lofts	4	6.27	431	2,700
Loft @ Rangoon	4	5.96	495	2,950
Serangoon Road	4	4.67	750	3,500
Oxford Suites	4	4.45	893	3,975
Clydes Residence	4	4.31	797	3,400
Mera Springs	4	4.05	1,232	5,000
City Loft	3	7.16	377	2,700
Citigate Residence	3	6.32	570	3,600
Tessensohn Road	3	5.85	650	3,800



PSF Rental (District 8)

QUARTER 1 2024

	Units	PSF (\$)	Area (Sqft)	Rental (\$)
District 8	266	5.22	819	4,035
R66 Apartments	3	5.22	581	3,000
Tyrwhitt 139	3	5.05	732	3,200
The Urbanite	3	4.87	657	3,400
Pristine Heights	3	4.74	1,076	5,100
Sing Avenue	3	4.11	1,162	5,000
Keng Lee Court	3	3.75	1,066	4,000
Kentish Lodge	3	3.71	1,023	3,800
Keng Lee View	3	3.29	1,217	4,000
Residences @ Somme	2	7.12	436	3,100
Cavan Suites	2	7.02	399	2,750

	Units	PSF (\$)	Area (Sqft)	Rental (\$)
District 8	266	5.22	819	4,035
Parc Somme	2	6.49	517	3,300
Farrer Park Suites	2	6.08	485	2,800
Rangoon 88	2	5.56	868	3,900
The Citron	2	5.40	667	3,600
The Merlot	2	5.08	700	3,350
Horne Road	2	4.33	1,150	4,750
Kentish Court	2	3.98	1,055	4,200
Hoa Nam Building	2	3.79	883	3,350
Kentish Green	2	3.51	1,292	4,550
Starlight Road	2	3.29	1,095	3,450



PSF Rental (District 8)

QUARTER 1 2024

	Units	PSF (\$)	Area (Sqft)	Rental (\$)
District 8	266	5.22	819	4,035
Cambridge Road	2	3.01	1,193	3,425
Beatty Road	2	2.67	1,075	2,800
Jool Suites	1	7.33	409	3,000
70@truro	1	6.46	495	3,200
Suites 123	1	6.36	495	3,150
Suites @ Owen	1	6.19	452	2,800
Hertford Collection	1	5.36	560	3,000
Studios @ Marne	1	5.22	517	2,700
Carlyx Residence	1	5.16	581	3,000
Ritz @ Farrer	1	4.90	592	2,900

	Units	PSF (\$)	Area (Sqft)	Rental (\$)
District 8	266	5.22	819	4,035
Chander Road	1	4.84	950	4,600
Tyrwhitt Road	1	4.23	1,065	4,500
Hertford Mansion	1	3.97	1,260	5,000
Birch Road	1	3.69	650	2,400
Joo Avenue	1	3.68	950	3,500
Dorset Mansions	1	3.58	950	3,400
Hong Building	1	3.30	1,150	3,800
Jalan Besar Plaza	1	3.26	1,593	5,200
Cambridge Village	1	2.62	1,602	4,200
King's Court	1	1.82	2,314	4,200



PSF Rental (District 8)

QUARTER 1 2024

	Units	PSF (\$)	Area (Sqft)	Rental (\$)
District 8	266	5.22	819	4,035
SPA Building	1	1.71	1,799	3,080
Hertford Road	1	1.61	1,734	2,800
Kelantan Lane	1	1.61	1,550	2,500
Owen Road	1	1.18	850	1,000



PSF Rental (District 9)

QUARTER 1 2024

	Units	PSF (\$)	Area (Sqft)	Rental (\$)
District 9	1285	6.02	1,169	6,617
Kopar At Newton	48	6.89	689	4,500
Martin Modern	44	8.25	878	7,250
OUE Twin Peaks	37	7.65	549	4,800
Aspen Heights	36	4.76	1,324	6,400
RiverGate	35	6.42	1,507	9,000
Sophia Hills	29	6.71	700	4,600
Waterscapeat Cavenagh	28	5.06	1,313	6,325
Scotts Square	27	8.01	624	5,400
UE Square	24	4.95	1,055	5,275
8 Saint Thomas	22	8.18	807	6,250

	Units	PSF (\$)	Area (Sqft)	Rental (\$)
District 9	1285	6.02	1,169	6,617
Urban Suites	22	6.49	1,610	11,750
Espada	21	8.73	355	3,300
The Laurels	20	7.19	1,001	7,125
The Cosmopolitan	20	6.42	1,324	8,500
The Scotts Tower	19	7.53	657	5,485
Martin Place Residences	19	6.33	1,044	6,930
Tiara	18	5.10	1,345	6,700
Parc Emily	17	5.64	904	4,800
RV Altitude	16	7.69	598	4,500
Visioncrest	16	6.08	904	5,500



PSF Rental (District 9)

QUARTER 1 2024

	Units	PSF (\$)	Area (Sqft)	Rental (\$)
District 9	1285	6.02	1,169	6,617
Parc Sophia	16	5.65	667	3,500
8 @ Mount Sophia	16	5.10	1,109	6,100
Mirage Tower	15	4.89	1,227	6,000
The Pier at Robertson	13	6.16	732	5,000
Watermark Robertson Quay	13	5.86	1,076	6,300
St. Thomas Suites	13	5.32	2,013	10,900
Cairnhill Plaza	13	3.63	2,820	11,000
Orchard Scotts	12	5.53	2,201	11,750
Cairnhill Crest	12	5.14	1,470	6,350
Belle Vue Residences	12	5.00	2,030	11,000

	Units	PSF (\$)	Area (Sqft)	Rental (\$)
District 9	1285	6.02	1,169	6,617
Cairnhill Nine	11	7.94	743	6,500
The Trillium	11	5.84	1,798	11,000
Devonshire Residences	10	6.92	506	3,500
The Boutiq	10	6.44	695	4,550
The Peak @ Cairnhill II	10	5.85	829	4,850
Kim Sia Court	10	3.75	1,208	4,550
Haus On Handy	9	8.70	624	5,448
Hilltops	9	7.33	1,550	12,800
Starlight Suites	9	6.61	850	5,000
Vida	9	5.98	861	4,800



PSF Rental (District 9)

QUARTER 1 2024

	Units	PSF (\$)	Area (Sqft)	Rental (\$)
District 9	1285	6.02	1,169	6,617
Urbana	9	5.86	1,313	7,700
The Suites At Central	9	5.73	1,571	7,350
Waterford Residence	9	5.36	1,195	6,400
Tribeca	9	5.25	1,034	6,100
La Crystal	9	4.74	1,055	4,700
Yong An Park	9	4.40	1,808	8,500
The Orchard Residences	8	8.58	2,659	22,000
The Wharf Residence	8	5.96	1,066	6,500
Robertson 100	8	5.94	910	5,050
The Inspira	8	5.87	937	5,600

	Units	PSF (\$)	Area (Sqft)	Rental (\$)
District 9	1285	6.02	1,169	6,617
Luma	8	5.82	839	4,900
Paterson Suites	8	5.62	1,728	12,250
Paterson Residence	8	5.60	1,405	7,750
Leonie Condotel	8	4.36	2,750	11,700
Mackenzie 88	7	6.42	452	3,000
Helios Residences	7	5.88	1,701	9,600
Leonie Hill Residences	7	5.61	1,389	8,000
The Rise@ Oxley - Residences	7	5.57	646	3,600
Cairnhill Residences	7	5.46	1,173	6,400
Scotts 28	7	5.20	1,098	6,000



PSF Rental (District 9)

QUARTER 1 2024

	Units	PSF (\$)	Area (Sqft)	Rental (\$)
District 9	1285	6.02	1,169	6,617
Richmond Park	7	5.16	1,259	7,500
Newton Edge	7	4.97	807	4,000
Sophia Residence	7	4.75	1,324	6,400
Sam Kiang Mansions	7	3.90	1,206	4,700
Lloyd Sixtyfive	6	8.04	598	5,250
The Metz	6	7.75	581	4,725
Suites At Orchard	6	7.13	684	5,750
The Vermont On Cairnhill	6	5.78	1,410	7,850
Oleanas Residence	6	4.86	1,228	5,800
The Morningside	6	4.45	1,776	7,900

	Units	PSF (\$)	Area (Sqft)	Rental (\$)
District 9	1285	6.02	1,169	6,617
Casa Cairnhill	6	3.50	1,572	5,609
Cavenagh Gardens	6	3.38	1,450	3,600
Leonie Towers	6	3.21	3,079	9,850
Elizabeth Heights	6	3.02	2,573	7,700
8 Hullet	5	9.13	657	5,600
New Futura	5	8.41	1,367	12,000
Illuminaire On Devonshire	5	8.39	441	3,800
Martin No 38	5	7.48	1,130	8,450
Robertson Edge	5	7.42	506	4,000
One Devonshire	5	6.99	1,216	8,500



PSF Rental (District 9)

QUARTER 1 2024

	Units	PSF (\$)	Area (Sqft)	Rental (\$)
District 9	1285	6.02	1,169	6,617
Liv On Wilkie	5	6.43	527	3,800
1919	5	6.35	646	4,100
The Cathay Residence	5	5.84	950	5,599
One Oxley Rise	5	5.56	1,098	5,450
Riverside 48	5	5.31	904	4,550
Euro-Asia Court	5	4.22	1,356	6,000
Valley Mansion	5	3.94	1,141	4,500
Cavenagh Lodge	5	3.70	1,550	5,500
Horizon Towers	5	3.40	2,379	8,100
Vivace	4	7.80	425	3,300

	Units	PSF (\$)	Area (Sqft)	Rental (\$)
District 9	1285	6.02	1,169	6,617
Leonie Parc View	4	6.18	2,013	13,125
Centennia Suites	4	6.10	1,238	7,850
Riveria Gardens	4	5.93	969	6,200
2 RVG	4	5.88	689	4,100
The Paterson Edge	4	5.76	990	5,700
111 Emerald Hill	4	5.71	2,266	13,000
Skyline 360 @ Saint Thomas Walk	4	5.67	1,932	11,740
Suites @ Cairnhill	4	5.41	1,507	8,100
The Paterson	4	5.28	1,367	7,000
The Centrepont	4	5.15	743	3,825



PSF Rental (District 9)

QUARTER 1 2024

	Units	PSF (\$)	Area (Sqft)	Rental (\$)
District 9	1285	6.02	1,169	6,617
The Bayron	4	5.10	1,241	5,950
The Light @ Cairnhill	4	5.03	1,604	7,850
St. Thomas Ville	4	4.69	1,141	5,350
Scotts Highpark	4	4.45	1,744	7,650
The Claymore	4	4.39	2,680	11,750
RV Point	3	7.86	420	3,300
Attitude At Kim Yam	3	7.65	366	2,800
Skyline @ Orchard Boulevard	3	7.34	1,744	12,800
Mount Sophia Suites	3	6.87	366	3,000
Emily Residence	3	6.74	549	3,900

	Units	PSF (\$)	Area (Sqft)	Rental (\$)
District 9	1285	6.02	1,169	6,617
The Imperial	3	6.53	1,733	9,300
Aspen LinQ	3	6.36	420	2,950
Orchard View	3	6.32	2,530	16,000
TwentyOne Angullia Park	3	6.12	2,777	17,000
The Oxley	3	5.86	614	3,600
The Regalia	3	4.52	1,216	5,500
Leonie Gardens	3	4.33	1,733	8,000
Claremont	3	4.30	1,162	5,000
CityVista Residences	3	4.30	2,142	9,400
Rivershire	3	4.14	1,690	7,000



PSF Rental (District 9)

QUARTER 1 2024

	Units	PSF (\$)	Area (Sqft)	Rental (\$)
District 9	1285	6.02	1,169	6,617
Cavenagh House	3	4.12	1,701	7,000
Grange Heights	3	3.83	3,134	12,000
RESIDENCES AT EMERALD HILL	3	3.81	2,282	9,200
Ville Royale	3	3.28	1,679	5,500
The MKZ	2	8.30	609	5,150
Oxley Edge	2	7.65	426	3,250
Liv On Sophia	2	7.25	538	3,900
UP@Robertson Quay	2	7.20	609	4,200
Elizabeth Tower	2	7.19	1,660	5,700
Killiney 118	2	6.39	597	3,825

	Units	PSF (\$)	Area (Sqft)	Rental (\$)
District 9	1285	6.02	1,169	6,617
Residences @ Killiney	2	5.95	1,475	8,750
8 Rodyk	2	5.84	1,233	7,250
Alba	2	5.63	1,981	11,150
The Peak @ Cairnhill I	2	5.49	592	3,250
Rhapsody On Mount Elizabeth	2	5.08	1,303	6,550
Le Wilkie	2	4.83	904	4,325
Wilkie Regency	2	4.70	840	3,950
Hijauan	2	4.60	947	4,350
Parc Mackenzie	2	4.54	904	4,100
The Quayside	2	4.44	1,496	6,750



PSF Rental (District 9)

QUARTER 1 2024

	Units	PSF (\$)	Area (Sqft)	Rental (\$)
District 9	1285	6.02	1,169	6,617
Wilkie Road	2	4.21	950	4,000
Delfi Orchard	2	4.13	1,023	4,150
Hollywood Apartments	2	4.04	990	4,000
Cairnhill Astoria	2	3.97	732	2,900
Eber Gardens	2	3.82	1,694	6,350
Langston Ville	2	3.71	1,389	4,650
The Beaumont	2	3.61	1,712	6,150
Oxley Garden	2	3.52	1,647	5,800
Valley House	2	3.25	1,650	5,360
336 River Valley	2	2.70	2,330	6,000

	Units	PSF (\$)	Area (Sqft)	Rental (\$)
District 9	1285	6.02	1,169	6,617
Orchard Court	2	2.11	1,344	3,000
Estilo	1	6.77	517	3,500
Wilkie 80	1	6.25	560	3,500
Kim Yam Road	1	6.20	484	3,000
Wharton Vale	1	5.93	624	3,700
The Botanic on Lloyd	1	5.85	1,539	9,000
The Tate Residences	1	5.72	2,185	12,500
Nomu	1	5.70	474	2,700
Urban Resort Condominium	1	5.42	2,120	11,500
Jalan Aruan	1	5.24	1,050	5,500



PSF Rental (District 9)

QUARTER 1 2024

	Units	PSF (\$)	Area (Sqft)	Rental (\$)
District 9	1285	6.02	1,169	6,617
Oxley Residence	1	5.17	4,639	24,000
Residences At 338A	1	5.14	1,206	6,200
Paterson Linc	1	5.09	1,022	5,200
Gambier Court	1	5.05	1,486	7,500
Sophia 98	1	4.90	592	2,900
Lloyd Mansion	1	4.76	1,050	5,000
Emerald Hill Road	1	4.74	950	4,500
Mackenzie 138	1	4.65	624	2,900
Sapphire 99	1	4.53	750	3,400
The Edge On Cairnhill	1	4.44	2,142	9,500

	Units	PSF (\$)	Area (Sqft)	Rental (\$)
District 9	1285	6.02	1,169	6,617
Mackenzie Road	1	4.30	1,350	5,800
Claymore Plaza	1	4.09	1,173	4,800
River Valley Road	1	4.05	1,605	6,500
Jia	1	3.98	1,205	4,800
Cityvale	1	3.87	1,680	6,500
Parc Centennial	1	3.85	1,248	4,800
Cavenagh Court	1	3.57	1,820	6,500
Wilkie 87	1	3.49	1,431	5,000
Niven Suites	1	3.48	1,350	4,700
Lucky Plaza	1	3.42	1,550	5,300



PSF Rental (District 9)

QUARTER 1 2024

	Units	PSF (\$)	Area (Sqft)	Rental (\$)
District 9	1285	6.02	1,169	6,617
Casa Novacrest	1	3.35	1,582	5,300
Townhouse Apartments	1	3.09	3,297	10,200
River Valley Court	1	3.05	1,637	5,000
High Point	1	2.83	2,928	8,300
Top Ten	1	2.69	3,350	9,000
Mount Sophia	1	1.47	2,650	3,900
Hock Mansion	1	0.99	1,614	1,600



PSF Rental (District 10)

QUARTER 1 2024

	Units	PSF (\$)	Area (Sqft)	Rental (\$)
District 10	1181	5.25	1,539	7,649
D'Leeton	78	5.56	1,184	5,950
Valley Park	31	4.52	1,216	5,800
Spring Grove	21	4.75	1,389	6,400
Leeton Residence	19	6.23	2,669	15,000
Tanglin Park	18	4.58	1,547	7,050
Sommerville Park	18	4.12	1,798	7,000
RV Residences	17	6.34	678	4,000
Parvis	17	5.70	1,701	9,600
Goodwood Residence	16	6.27	2,454	14,500
Ridgewood	16	3.31	1,744	5,450

	Units	PSF (\$)	Area (Sqft)	Rental (\$)
District 10	1181	5.25	1,539	7,649
Cyan	15	5.56	1,313	6,500
One Jervois	15	5.05	990	5,100
The Tessarina	15	4.44	1,303	5,600
Fourth Avenue Residences	14	7.99	484	3,950
The Grange	14	5.64	2,293	12,250
Grange Road	14	3.91	3,239	12,000
Boulevard 88	13	8.40	1,776	13,000
Belmond Green	12	5.07	1,270	6,250
Melrose Park	12	4.78	1,626	7,500
Spanish Village	12	3.43	1,572	4,725



PSF Rental (District 10)

QUARTER 1 2024

	Units	PSF (\$)	Area (Sqft)	Rental (\$)
District 10	1181	5.25	1,539	7,649
Ardmore Park	11	6.59	2,885	19,000
Cliveden At Grange	11	5.43	2,153	12,800
Cuscaden Residences	11	5.39	1,485	7,500
The Cornwall	11	5.19	1,044	5,800
Viz At Holland	10	5.40	861	4,850
The Montana	10	5.19	942	4,875
The Marbella	10	4.61	1,475	7,050
The Trizon	10	4.59	1,448	6,100
Regency Park	10	4.02	3,175	12,750
3 Cuscaden	9	9.73	764	6,800

	Units	PSF (\$)	Area (Sqft)	Rental (\$)
District 10	1181	5.25	1,539	7,649
RV Edge	9	7.74	420	3,250
RV Suites	9	6.88	538	3,600
Royalgreen	9	6.60	721	4,900
Gramercy Park	9	6.38	2,175	14,600
Stellar RV	9	6.32	538	3,400
Parksuites	9	6.10	1,050	6,400
Robin Residences	9	5.55	850	4,600
Treasure On Balmoral	9	4.73	1,950	9,800
Astrid Meadows	9	4.57	2,045	7,200
Botanic Gardens View	9	4.11	1,410	6,000



PSF Rental (District 10)

QUARTER 1 2024

	Units	PSF (\$)	Area (Sqft)	Rental (\$)
District 10	1181	5.25	1,539	7,649
Loft @ Stevens	8	6.79	506	3,225
Loft @ Nathan	8	6.43	490	3,300
Wilshire Residences	8	6.37	646	3,925
Zenith	8	6.12	652	4,050
Duchess Crest	8	4.69	1,378	6,175
Jervois Lodge	8	4.05	1,367	5,550
Pinetree Condominium	8	3.87	1,238	4,950
Villa Delle Rose	8	3.53	3,261	11,100
Glentrees	8	3.35	1,980	7,100
Juniper Hill	7	7.65	581	5,100

	Units	PSF (\$)	Area (Sqft)	Rental (\$)
District 10	1181	5.25	1,539	7,649
Robin Suites	7	7.13	463	3,450
Goodwood Grand	7	6.60	1,044	7,100
Draycott Eight	7	6.56	2,896	19,000
Grange Residences	7	5.81	2,583	15,000
Mill Point	7	5.68	915	4,800
Tanglin Regency	7	5.18	1,044	4,950
St. Martin Residence	7	4.96	1,679	7,700
Pinewood Gardens	7	3.98	2,088	8,300
3 Orchard By-The-Park	6	6.76	1,776	12,000
Ardmore II	6	6.18	2,024	12,500



PSF Rental (District 10)

QUARTER 1 2024

	Units	PSF (\$)	Area (Sqft)	Rental (\$)
District 10	1181	5.25	1,539	7,649
Shangri-La Residences	6	6.15	2,000	12,406
The Ford @ Holland	6	5.90	824	4,300
The Mercury	6	5.74	1,044	5,500
The Hermitage	6	5.56	818	4,600
Holland Residences	6	4.93	1,556	7,000
The Loft	6	4.72	1,567	7,600
Orion	6	4.71	1,507	7,700
The Sixth Avenue Residences	6	4.54	1,394	7,050
Balmoral Road	6	4.03	1,465	5,350
Gallop Gables	6	3.94	1,647	5,875

	Units	PSF (\$)	Area (Sqft)	Rental (\$)
District 10	1181	5.25	1,539	7,649
Sommerville Grandeur	6	3.72	1,830	7,000
Kum Hing Court	6	3.02	1,626	4,900
8 Napier	5	7.70	2,013	18,000
Leedon Green	5	7.66	700	4,800
Nathan Suites	5	6.70	926	6,500
Nassimville	5	6.52	1,250	8,000
Nathan Residences	5	6.08	592	3,600
Studio 3	5	5.44	883	4,800
Four Seasons Park	5	5.10	2,360	12,300
The Levelz	5	5.09	807	4,100



PSF Rental (District 10)

QUARTER 1 2024

	Units	PSF (\$)	Area (Sqft)	Rental (\$)
District 10	1181	5.25	1,539	7,649
Orange Regency	5	4.61	1,650	7,900
Nassim Mansion	5	4.60	3,476	15,000
J C Draycott	5	4.52	958	4,000
Duet	5	4.19	1,744	7,500
The Sierra	5	4.16	1,033	4,300
Charleston	5	4.00	1,206	5,400
Holland Gems	5	3.89	2,050	7,900
120 Grange	4	7.52	678	5,100
One Balmoral	4	6.25	969	6,050
The Siena	4	6.00	721	4,400

	Units	PSF (\$)	Area (Sqft)	Rental (\$)
District 10	1181	5.25	1,539	7,649
Sarkies Green	4	5.88	750	4,350
One Tree Hill Residence	4	5.79	1,227	7,050
The Coterie @ Holland	4	5.47	679	3,675
Pollen & Bleu	4	5.20	932	4,750
Volari	4	5.18	1,324	6,850
Duchess Residences	4	4.97	1,534	7,650
Draycott Drive	4	4.96	1,442	6,450
Leedon 2	4	4.70	818	4,200
Balmoral Gate	4	3.77	1,443	5,475
Gardenville	4	3.60	3,284	11,250



PSF Rental (District 10)

QUARTER 1 2024

	Units	PSF (\$)	Area (Sqft)	Rental (\$)
District 10	1181	5.25	1,539	7,649
The Draycott	4	3.23	2,120	6,850
Dalvey Court	4	3.03	2,153	6,517
Nassim Park Residences	3	8.72	3,477	33,000
Tomlinson Heights	3	7.29	2,745	20,000
One Draycott	3	6.97	732	5,100
The Nassim	3	6.76	2,810	22,000
Nassim Regency	3	6.27	2,050	12,850
Latitude	3	6.23	1,927	12,000
Cluny Park Residence	3	6.09	1,150	7,000
Kasturina Lodge	3	5.24	840	4,500

	Units	PSF (\$)	Area (Sqft)	Rental (\$)
District 10	1181	5.25	1,539	7,649
Lush On Holland Hill	3	5.13	1,851	9,500
St. Regis Residences	3	5.10	1,959	10,000
Balmoral Place	3	5.06	850	4,300
The Merasaga	3	5.01	1,356	6,800
The Tresor	3	5.00	1,399	6,000
Verdure	3	4.79	1,421	6,800
Zion Road	3	4.74	950	4,500
The Solitaire	3	4.64	1,561	5,800
Goodwood Gardens	3	4.62	1,776	8,200
Ferrell Residences	3	4.56	1,841	8,400



PSF Rental (District 10)

QUARTER 1 2024

	Units	PSF (\$)	Area (Sqft)	Rental (\$)
District 10	1181	5.25	1,539	7,649
Gallop Green	3	4.49	3,563	16,000
Nathan Place	3	4.48	1,184	5,400
Kellock Lodge	3	4.48	893	4,000
The Equatorial	3	4.40	1,507	7,000
Avalon	3	4.13	1,162	4,800
The Horizon	3	4.07	1,722	7,000
Grange 70	3	4.04	1,981	8,000
Holland Mews	3	3.96	2,422	8,000
The Holland Collection	3	3.80	1,841	7,450
Orchard Bel Air	3	3.79	3,230	12,250

	Units	PSF (\$)	Area (Sqft)	Rental (\$)
District 10	1181	5.25	1,539	7,649
Holland Peak	3	3.76	1,701	5,500
Balmoral Park	3	3.23	1,797	5,800
Hana	2	10.44	3,450	36,000
Loft @ Holland	2	8.48	377	3,150
The Hyde	2	7.72	1,034	8,000
Ardmore 3	2	7.08	1,776	12,575
Nouvel 18	2	6.88	1,701	11,700
Liberte	2	6.80	695	4,750
Three Balmoral	2	6.57	613	4,025
38 Jervois	2	6.43	732	4,700



PSF Rental (District 10)

QUARTER 1 2024

	Units	PSF (\$)	Area (Sqft)	Rental (\$)
District 10	1181	5.25	1,539	7,649
The Boulevard Residence	2	6.03	2,034	12,250
Stevens Suites	2	5.62	974	5,400
Mon Jervois	2	5.41	786	4,125
Balmoral Crest	2	5.37	921	4,875
Heritage Apartments	2	5.21	2,357	12,300
The Arc at Draycott	2	5.20	1,270	6,600
The Capri	2	5.17	829	4,150
Kuie Pong Loft	2	5.02	1,344	6,700
Orange Grove Residences	2	4.99	2,206	11,000
Orange Grove Road	2	4.86	1,850	8,996

	Units	PSF (\$)	Area (Sqft)	Rental (\$)
District 10	1181	5.25	1,539	7,649
Urban Edge @ Holland V	2	4.74	1,260	5,900
The Serenade @ Holland	2	4.73	1,101	5,200
Balmoral Hills	2	4.70	1,841	8,650
Hallmark Residences	2	4.68	1,271	5,800
Chateau Le Fame	2	4.65	980	4,450
Shanghai One	2	4.60	1,066	4,900
Waterfall Gardens	2	4.60	2,207	10,200
The Orange Grove	2	4.48	3,030	13,000
Willyn Ville	2	4.47	1,190	5,250
Balmoral Heights	2	4.41	1,044	4,650



PSF Rental (District 10)

QUARTER 1 2024

	Units	PSF (\$)	Area (Sqft)	Rental (\$)
District 10	1181	5.25	1,539	7,649
Bellerive	2	4.39	1,459	6,300
Jervois Grove	2	4.38	800	3,500
Robin Regalia	2	4.32	958	4,050
Sheares Ville	2	4.30	1,502	6,450
Hoot Kiam Road	2	4.15	1,083	4,350
Montview	2	4.12	1,701	7,000
Fontana Heights	2	4.04	4,178	16,750
Spring Residences	2	4.01	1,300	5,250
Woollerton Park	2	3.95	2,357	9,300
Seven Holt Road	2	3.86	2,061	7,950

	Units	PSF (\$)	Area (Sqft)	Rental (\$)
District 10	1181	5.25	1,539	7,649
Mutiara View	2	3.75	1,173	4,400
Holland Road	2	3.72	1,723	6,400
Dormer Park	2	3.68	1,454	5,300
Jervois View	2	3.63	2,477	9,000
Wing On Life Garden	2	3.52	5,145	17,750
Beaverton Court	2	3.50	2,643	9,375
Astridville	2	3.48	2,444	8,500
Balmoral Point	2	3.18	2,530	8,050
The Balmoral	2	3.16	2,773	8,750
The Clayton	2	3.12	1,830	5,710



PSF Rental (District 10)

QUARTER 1 2024

	Units	PSF (\$)	Area (Sqft)	Rental (\$)
District 10	1181	5.25	1,539	7,649
Lutheran Tower	2	3.10	1,916	5,925
Sixth Avenue Centre	2	2.63	1,189	3,125
Rainbow Mansions	2	2.19	1,350	2,950
Ardmore Residence	1	9.84	3,150	31,000
Le Nouvel Ardmore	1	7.13	3,929	28,000
Fifty-Two Stevens	1	7.02	527	3,700
Nassim Hill	1	6.67	4,150	27,700
PETIT JERVOIS	1	6.61	635	4,200
Sage	1	6.27	2,950	18,500
Sloane Residences	1	5.96	1,511	9,000

	Units	PSF (\$)	Area (Sqft)	Rental (\$)
District 10	1181	5.25	1,539	7,649
Three Three Robin	1	5.62	1,636	9,200
Tanglin Residences	1	5.54	2,131	11,800
Beaufort On Nassim	1	5.40	1,852	10,000
Madison Residences	1	5.35	1,776	9,500
Angullia Park Residences @ Orchard	1	5.22	1,399	7,300
Parkview Eclat	1	5.18	2,895	15,000
Balmoral Residences	1	5.14	1,614	8,300
Jervois Regency	1	4.97	1,227	6,100
The Colonnade	1	4.71	2,800	13,200
Nassim Jade	1	4.67	1,927	9,000



PSF Rental (District 10)

QUARTER 1 2024

	Units	PSF (\$)	Area (Sqft)	Rental (\$)
District 10	1181	5.25	1,539	7,649
Fifth Avenue Condominium	1	4.64	1,507	7,000
Botanika	1	4.60	2,498	11,500
Ventuno Balmoral	1	4.57	1,313	6,000
Grange 80	1	4.44	1,350	6,000
The Princeton	1	4.41	861	3,800
One Chatsworth	1	4.41	3,402	15,000
The Oliv	1	4.39	6,150	27,000
Beverly Hill	1	4.35	3,781	16,450
Tanglin Hill Meadows	1	4.33	1,733	7,500
Quinterra	1	4.31	1,787	7,700

	Units	PSF (\$)	Area (Sqft)	Rental (\$)
District 10	1181	5.25	1,539	7,649
Jewel Of Balmoral	1	4.31	1,346	5,800
Holland Suites	1	4.31	1,044	4,500
Holland 100	1	4.29	1,750	7,500
Honolulu Tower	1	4.29	5,822	25,000
Casabella	1	4.28	1,776	7,600
Proximo	1	4.27	1,475	6,300
Sutton Place	1	4.19	1,550	6,500
Chatelet	1	4.18	958	4,000
Robin Road	1	4.16	1,250	5,200
Allsworth Park	1	4.08	1,959	8,000



PSF Rental (District 10)

QUARTER 1 2024

	Units	PSF (\$)	Area (Sqft)	Rental (\$)
District 10	1181	5.25	1,539	7,649
Holland Court	1	3.92	1,250	4,900
Manhattan Mansions	1	3.87	2,195	8,500
De Lente	1	3.87	1,033	4,000
Botanic Garden Mansion	1	3.86	1,399	5,400
Warner Court	1	3.78	1,270	4,800
Rose Maison	1	3.75	1,119	4,200
Rich Mansion	1	3.66	2,185	8,000
Palm Spring	1	3.63	2,067	7,500
Parc Stevens	1	3.56	2,389	8,500

	Units	PSF (\$)	Area (Sqft)	Rental (\$)
District 10	1181	5.25	1,539	7,649
D'Grove Villas	1	3.52	2,701	9,500
Dynasty Garden	1	3.24	1,050	3,400
Oei Tiong Ham Park Residences	1	3.07	5,050	15,500
Queen Astrid Gardens	1	3.04	2,551	7,750
Sixth Avenue Ville	1	3.01	2,488	7,500
Coronation Grove	1	2.97	1,916	5,700
Villa Azura	1	2.96	1,959	5,800
Jaya Towers	1	2.56	1,950	5,000
Jade Mansion	1	2.55	2,670	6,800



PSF Rental (District 11)

QUARTER 1 2024

	Units	PSF (\$)	Area (Sqft)	Rental (\$)
District 11	524	4.96	1,209	5,644
Park Infinia At Wee Nam	31	5.71	1,130	7,000
Soleil @ Sinaran	25	6.68	958	5,800
Trilight	17	5.05	1,227	7,300
Newton Gems	16	4.85	1,450	7,125
Residences @ Evelyn	15	4.94	1,517	7,000
The Shelford	14	4.97	1,426	7,500
26 Newton	13	6.19	614	3,800
Gilstead Two	12	5.26	842	4,600
Pavilion 11	12	4.11	1,485	6,000
Surrey Road	12	3.59	1,194	4,300

	Units	PSF (\$)	Area (Sqft)	Rental (\$)
District 11	524	4.96	1,209	5,644
6 Derbyshire	11	6.16	528	3,500
Viva	11	5.94	1,346	8,000
Lincoln Suites	10	6.77	501	3,650
Amaryllis Ville	10	5.60	969	5,425
Thomson Euro-asia	9	4.86	1,130	5,500
Cube 8	9	4.75	926	4,500
Novena Court	9	4.41	861	3,500
Pastoral View	9	3.81	1,260	4,600
Novena Suites	8	5.23	947	4,650
Rochelle At Newton	8	5.04	1,470	7,350



PSF Rental (District 11)

QUARTER 1 2024

	Units	PSF (\$)	Area (Sqft)	Rental (\$)
District 11	524	4.96	1,209	5,644
L'Viv	7	5.79	1,001	5,500
Gloucester Mansions	7	4.72	1,130	4,800
Zedge	7	4.71	764	3,500
Newton One	7	4.70	1,808	8,000
Strata	7	4.50	1,066	4,700
Sky@Eleven	7	4.24	2,713	11,500
Newton Suites	6	6.09	797	5,050
The Glyndebourne	6	5.26	1,755	9,250
Montbleu	6	4.87	1,141	5,550
368 Thomson	6	4.67	872	4,050

	Units	PSF (\$)	Area (Sqft)	Rental (\$)
District 11	524	4.96	1,209	5,644
Miro	6	4.21	1,653	6,900
Trevose Park	6	4.09	1,701	7,450
Medge	5	5.08	807	3,600
Newton 18	5	4.90	926	4,250
Nineteen Shelford Road	5	4.75	947	4,000
The Huntington	5	4.73	1,152	5,300
Chancery Court (Enbloc)	5	4.55	1,650	7,500
The Ansley	5	4.06	1,281	5,150
Thomson 800	5	3.69	1,399	5,200
10 Evelyn	4	7.23	651	4,600



PSF Rental (District 11)

QUARTER 1 2024

	Units	PSF (\$)	Area (Sqft)	Rental (\$)
District 11	524	4.96	1,209	5,644
Suites @ Newton	4	6.61	501	3,350
Novena Regency	4	5.85	727	3,750
Adria	4	5.64	675	3,800
Suffolk Premier	4	4.63	1,001	4,625
Adam Park Condominium	4	4.32	1,141	4,925
The Spinnaker	4	3.81	1,345	5,075
Evelyn Mansions	3	5.60	893	5,000
The Lincoln Residences	3	5.31	1,367	7,000
The Armadale	3	5.16	678	3,700
Mulberry Tree	3	5.04	635	3,200

	Units	PSF (\$)	Area (Sqft)	Rental (\$)
District 11	524	4.96	1,209	5,644
Novena Lodge	3	4.85	969	4,700
The Springs	3	4.74	1,012	5,300
Mandale Heights	3	4.71	764	3,500
Birmingham Mansions	3	4.69	1,066	5,000
M21	3	4.69	1,066	5,000
1 Moulmein Rise	3	4.68	1,238	5,800
Newton 21	3	4.56	1,184	5,700
Newton Imperial	3	4.47	1,938	8,200
The Park Vale	3	4.44	1,238	4,600
The Lincoln Modern	3	3.87	969	3,750



PSF Rental (District 11)

QUARTER 1 2024

	Units	PSF (\$)	Area (Sqft)	Rental (\$)
District 11	524	4.96	1,209	5,644
Chancery Park	3	3.51	1,852	6,500
Hillcrest Arcadia	3	3.10	2,745	7,800
Mandalay Towers	3	2.31	2,508	5,800
Suites @ Shrewsbury	2	7.64	334	2,550
The Axis	2	7.10	398	2,825
10 Shelford	2	6.80	442	3,000
8 Bassein	2	6.64	452	3,000
Iridium	2	6.02	764	4,600
Buckley 18	2	4.88	1,055	5,150
The Linc	2	4.86	947	4,600

	Units	PSF (\$)	Area (Sqft)	Rental (\$)
District 11	524	4.96	1,209	5,644
28 Shelford	2	4.82	840	4,050
D'Ixoras	2	4.64	840	3,900
Buckley Classique	2	4.44	2,497	10,500
Shelford Regency	2	4.30	1,044	4,475
Rosevale	2	4.30	1,378	5,900
Morimasa Gardens	2	3.97	1,863	7,400
Chancery Esquire	2	3.88	1,470	5,600
Amaninda	2	3.70	1,519	5,150
The Trevoise	2	3.69	1,668	6,150
Ten @ Suffolk	2	3.68	1,087	4,000



PSF Rental (District 11)

QUARTER 1 2024

	Units	PSF (\$)	Area (Sqft)	Rental (\$)
District 11	524	4.96	1,209	5,644
The Arcadia	2	3.32	3,768	12,500
Watten Hill	2	3.14	2,626	8,250
The Sentinel	2	2.95	2,276	5,700
Gilstead Road	2	1.71	1,050	1,800
Tan Tong Meng Tower	2	1.31	3,243	4,250
Dunearn Suites	1	7.62	420	3,200
Dunearn 386	1	6.79	560	3,800
D'Evelyn	1	6.03	614	3,700
City Edge	1	5.43	829	4,500
Peppermint Grove	1	5.08	689	3,500

	Units	PSF (\$)	Area (Sqft)	Rental (\$)
District 11	524	4.96	1,209	5,644
La Maison	1	4.64	1,292	6,000
Novena Hill	1	4.34	657	2,850
Shelford Suites	1	4.33	1,270	5,500
Goldhill Towers	1	4.26	1,549	6,600
15 Newton	1	4.17	1,800	7,500
Gilstead 38	1	4.08	980	4,000
Espana	1	4.00	2,250	9,000
18 Shelford	1	3.78	2,088	7,900
Derbyshire Heights	1	3.72	1,291	4,800
Shelford Green	1	3.69	1,818	6,700



PSF Rental (District 11)

QUARTER 1 2024

	Units	PSF (\$)	Area (Sqft)	Rental (\$)
District 11	524	4.96	1,209	5,644
Kheam Hock Gardens	1	3.54	1,356	4,800
The Thomson Duplex	1	3.35	2,238	7,500
Dunearn Road	1	3.34	2,034	6,800
Hillcrest Park	1	3.29	850	2,800
La Suisse	1	3.09	4,850	15,000
Lion Towers	1	3.03	1,862	5,650

	Units	PSF (\$)	Area (Sqft)	Rental (\$)
District 11	524	4.96	1,209	5,644
Shrewsbury Road	1	2.98	850	2,530
Novena Gardens	1	2.97	1,850	5,500
Point Loma	1	2.81	2,350	6,600
Villa Des Flores	1	2.47	1,744	4,300
Mandalay Mansion	1	1.68	2,088	3,500
One Akyab	1	1.37	3,650	5,000



PSF Rental (District 12)

QUARTER 1 2024

	Units	PSF (\$)	Area (Sqft)	Rental (\$)
District 12	380	4.97	858	3,875
Eight Riversuites	36	5.57	700	3,650
Kallang Riverside	16	5.60	1,017	5,900
Gem Residences	14	6.08	635	3,850
Trevista	13	4.74	926	4,900
Regent Residences	13	4.71	807	3,400
Vista Residences	13	4.60	1,195	5,000
Jui Residences	11	6.05	657	3,400
Trellis Towers	11	4.55	839	3,700
Prestige Heights	10	7.64	334	2,550
Cradels	9	6.24	441	3,100

	Units	PSF (\$)	Area (Sqft)	Rental (\$)
District 12	380	4.97	858	3,875
One Dusun Residences	9	5.63	657	3,450
Okio	9	5.57	592	3,300
The Mezzo	9	4.88	839	4,000
The Interweave	8	6.78	388	2,750
The Verve	8	4.85	609	2,950
Parc Haven	8	4.28	851	3,150
The Arte	8	3.84	1,750	6,600
Skysuites 17	7	6.03	614	3,700
Airstream	7	5.53	495	2,900
Ava Towers	7	2.97	1,228	3,800



PSF Rental (District 12)

QUARTER 1 2024

	Units	PSF (\$)	Area (Sqft)	Rental (\$)
District 12	380	4.97	858	3,875
Neem Tree	6	6.88	436	3,050
Domus	6	5.09	904	3,950
iResidences	6	4.26	1,163	5,150
De Royale	5	3.67	1,281	4,700
St Francis Court	5	3.54	1,270	4,500
Balestier Road	5	2.59	1,234	3,200
The Tier	4	6.15	538	3,175
Suites @ Topaz	4	5.97	399	2,450
Opal Suites	4	5.67	425	2,400
The Riverine By The Park	4	4.70	1,260	5,700

	Units	PSF (\$)	Area (Sqft)	Rental (\$)
District 12	380	4.97	858	3,875
Casa Fortuna	4	4.54	775	3,150
Global Ville	4	3.93	1,184	4,500
Calarasi	4	3.91	1,217	4,715
St. Michael's Condominium	4	3.81	958	3,700
Oleander Towers	4	3.57	1,163	4,350
Riverbay	3	6.96	388	2,700
M66	3	5.29	775	3,800
Beacon Heights	3	4.48	893	4,000
Nova 88	3	4.32	925	3,900
One Saint Michael's	3	4.27	936	4,000



PSF Rental (District 12)

QUARTER 1 2024

	Units	PSF (\$)	Area (Sqft)	Rental (\$)
District 12	380	4.97	858	3,875
The Marque @ Irrawaddy	3	4.20	882	3,700
D'Mira	3	3.98	1,507	5,700
Moonstone Royale	3	3.81	840	2,700
Ampas Apartment	3	3.02	1,259	4,000
VIO @ Balestier	2	6.41	517	3,300
Riviera 38	2	6.18	501	3,050
City Suites	2	6.17	490	3,000
The Viridian	2	5.60	527	2,950
Ascent @ 456	2	5.44	689	3,750
Rocca Balestier	2	4.58	950	4,350

	Units	PSF (\$)	Area (Sqft)	Rental (\$)
District 12	380	4.97	858	3,875
Gaia	2	4.37	915	4,000
Urban Heritage	2	4.20	625	2,600
Bliss Loft	2	4.10	829	3,400
St. Francis Lodge	2	4.07	1,227	5,000
De Paradiso	2	3.92	1,185	4,625
Papillon	2	3.78	899	3,400
Regal Court	2	3.33	1,039	3,350
Sunville	2	3.15	1,152	3,625
Public Mansions	2	2.28	2,207	4,925
Pinnacle 16	1	6.28	581	3,650



PSF Rental (District 12)

QUARTER 1 2024

	Units	PSF (\$)	Area (Sqft)	Rental (\$)
District 12	380	4.97	858	3,875
City Regency	1	5.80	517	3,000
The Centrio	1	5.37	614	3,300
VA Residences	1	5.29	624	3,300
Nova 48	1	4.81	936	4,500
The Callista	1	4.73	592	2,800
D'Lotus	1	4.34	807	3,500
Kim Keat Lane	1	4.29	1,050	4,500
Boon Teck Apartment	1	3.88	1,238	4,800
The Aberdeen	1	3.84	1,302	5,000
Jalan Kemaman	1	3.77	1,195	4,500

	Units	PSF (\$)	Area (Sqft)	Rental (\$)
District 12	380	4.97	858	3,875
Whampoa Drive	1	3.72	969	3,600
Moonstone Residences	1	3.63	1,238	4,500
Balestier Point	1	3.62	883	3,200
Kim Keat Close	1	3.54	1,130	4,000
Twin Heights	1	3.52	1,421	5,000
Birchwood Mansions	1	3.25	1,260	4,100
Ritz Mansion	1	3.25	1,690	5,500
Scenic Heights	1	3.25	1,260	4,100
Balestier 288	1	2.96	624	1,850
Kim Keat Road	1	2.95	1,355	4,000



PSF Rental (District 12)

QUARTER 1 2024

	Units	PSF (\$)	Area (Sqft)	Rental (\$)
District 12	380	4.97	858	3,875
Balestier Plaza	1	2.90	1,001	2,900
Casa Irrawaddy	1	2.83	1,129	3,200
Belmondo View	1	2.77	1,982	5,500
Giffard Mansions	1	2.51	1,756	4,400
Kingsley Mansions	1	2.47	1,357	3,350
Balestier Regency	1	2.44	1,474	3,600
Chelsea Grove	1	2.38	1,681	4,000



East Region



PSF Rental (District 14)

QUARTER 1 2024

	Units	PSF (\$)	Area (Sqft)	Rental (\$)
District 14	722	5.25	780	3,708
Sims Urban Oasis	49	6.41	624	3,700
Parc Esta	40	7.25	635	4,650
euHabitat	33	5.16	581	3,300
Waterbank at Dakota	25	5.44	883	4,400
Simsville	22	4.11	980	4,150
The Waterina	19	4.44	1,055	4,000
Park Place Residences At Plq	15	7.78	484	4,200
Urban Treasures	14	5.67	641	3,400
Dakota Residences	14	4.82	1,023	5,000
Guillemard Edge	13	6.36	441	2,800

	Units	PSF (\$)	Area (Sqft)	Rental (\$)
District 14	722	5.25	780	3,708
Centra Heights	12	6.50	431	2,900
Astoria Park	12	4.00	980	4,000
The Sunny Spring	12	3.99	1,104	4,250
Vacanza @ East	11	4.11	1,022	4,000
Noma	9	6.42	452	3,000
Rezi 26	9	5.75	452	2,800
Centra Loft	8	5.98	469	2,750
Tropika East	8	5.78	452	2,775
TRE Residences	8	5.60	813	4,450
Sims Edge	7	6.85	409	3,000



PSF Rental (District 14)

QUARTER 1 2024

	Units	PSF (\$)	Area (Sqft)	Rental (\$)
District 14	722	5.25	780	3,708
Idyllic Suites	7	6.12	441	2,700
Centra Residence	7	5.31	506	3,400
The Trumps	7	4.12	1,044	4,300
Centra Studios	6	7.30	399	2,850
Melosa	6	6.08	506	3,000
The Lenox	6	6.03	431	2,600
La Brisa	6	5.47	582	3,375
Atrium Residences	6	4.09	1,142	5,000
Lorong 41 Geylang	6	4.00	1,750	7,230
Starville	6	3.81	937	3,450

	Units	PSF (\$)	Area (Sqft)	Rental (\$)
District 14	722	5.25	780	3,708
Evergreen View	6	3.52	1,193	4,300
Geylang Road	6	3.09	1,303	3,000
Millage	5	6.55	463	2,750
Sixteen35 Residences	5	6.41	624	3,650
Ness	5	6.35	441	2,800
Rezi 3Two	5	6.19	452	2,800
Central Imperial	5	6.01	549	4,000
Grandview Suites	5	5.95	420	2,700
Suites @ Changi	5	5.90	409	2,600
Suites 28	5	5.75	452	2,600



PSF Rental (District 14)

QUARTER 1 2024

	Units	PSF (\$)	Area (Sqft)	Rental (\$)
District 14	722	5.25	780	3,708
Avant Residences	5	5.68	484	2,800
Casa Aerata	5	5.58	484	2,700
Casa Sarina	5	3.68	1,087	4,000
Grandlink Square	5	3.34	1,109	3,900
Guillemard Road	5	3.21	950	3,600
Lorong 42 Geylang	5	3.01	1,350	4,000
Le Regal	4	8.39	469	3,525
Viento	4	6.53	452	2,950
La Fleur	4	6.36	409	2,700
Silverscape	4	6.24	409	2,550

	Units	PSF (\$)	Area (Sqft)	Rental (\$)
District 14	722	5.25	780	3,708
Centra Suites	4	6.24	452	2,850
Smart Suites	4	5.79	458	2,700
Bliss Residences	4	5.69	527	3,000
33 RESIDENCES	4	5.64	700	3,950
The Navian	4	5.40	657	3,850
Guillemard Suites	4	5.34	528	2,900
D'Weave	4	5.08	581	3,050
Sunstone Residences	4	4.45	600	2,575
Central Grove	4	4.11	1,205	4,950
Le Crescendo	4	3.72	1,346	4,775



PSF Rental (District 14)

QUARTER 1 2024

	Units	PSF (\$)	Area (Sqft)	Rental (\$)
District 14	722	5.25	780	3,708
Geylang Heritage	4	3.29	937	3,300
The Heliconia	4	3.25	1,335	4,250
The Ebony	3	7.49	334	2,600
Arena Residences	3	6.92	807	5,000
The Water Edge	3	6.06	495	2,600
#1 Suites	3	5.61	624	3,500
Palmera East	3	5.36	560	3,000
Edenz Suites	3	5.05	495	2,500
28 Imperial Residences	3	4.98	592	2,950
Sims Dorado	3	4.54	969	4,400

	Units	PSF (\$)	Area (Sqft)	Rental (\$)
District 14	722	5.25	780	3,708
Esta Ruby	3	4.36	1,130	4,500
Edenz Loft	3	4.35	950	3,100
Sims Green	3	4.28	1,238	5,300
Canne Lodge	3	4.28	1,238	5,300
Sunflower View	3	4.20	1,012	4,300
Lorong 15 Geylang	3	4.00	1,050	4,200
Lorong 6 Geylang	3	3.75	1,650	4,400
Changi Road	3	3.71	1,077	3,600
Lorong 10 Geylang	3	3.33	1,350	4,500
Athena Ville	3	3.04	1,150	3,300



PSF Rental (District 14)

QUARTER 1 2024

	Units	PSF (\$)	Area (Sqft)	Rental (\$)
District 14	722	5.25	780	3,708
Windy Heights	3	2.22	2,475	5,500
Lorong 27 Geylang	3	2.06	969	2,000
Metro Loft	2	7.66	401	3,025
Royce Residences	2	7.38	420	3,100
Pavilion Square	2	6.91	398	2,750
The Antares	2	6.90	667	4,600
Rezi 24	2	6.76	549	3,700
Cosmo	2	6.42	544	3,400
Treasures @ G19	2	6.24	420	2,625
Treasures @ G6	2	6.20	452	2,800

	Units	PSF (\$)	Area (Sqft)	Rental (\$)
District 14	722	5.25	780	3,708
Primedge	2	6.15	490	3,000
Lorong 34 Geylang	2	6.02	800	4,200
Treasures @ G20	2	5.83	420	2,450
Sunny Lodge	2	5.58	511	2,800
Levenue	2	5.43	587	3,100
The Centren	2	4.88	990	4,825
Lorong 25a Geylang	2	4.57	1,092	4,950
Torieville	2	4.38	1,007	4,400
Le Reve	2	4.25	872	3,650
Sims Meadows	2	4.18	1,017	4,250



PSF Rental (District 14)

QUARTER 1 2024

	Units	PSF (\$)	Area (Sqft)	Rental (\$)
District 14	722	5.25	780	3,708
Lorong 16 Geylang	2	4.14	1,112	4,650
Cassia View	2	4.04	1,152	4,650
Blossom View	2	3.95	1,033	4,075
Paya Lebar Residences	2	3.93	1,287	5,050
Eunos Green	2	3.88	1,275	4,900
# 1 Loft	2	3.82	748	2,700
City Plaza	2	3.77	915	3,450
The Alcove	2	3.76	1,308	4,900
Crystal Lodge	2	3.72	1,183	4,400
Aston Mansions	2	3.72	1,222	4,550

	Units	PSF (\$)	Area (Sqft)	Rental (\$)
District 14	722	5.25	780	3,708
Goodview Apartments	2	3.70	1,217	4,500
Sims Residences	2	3.44	1,410	4,850
The Champagne	2	3.42	1,119	3,825
Camellia Lodge	2	3.27	1,195	3,900
Guilin Mansions	2	3.18	1,087	3,450
Guillemard View	2	3.09	1,189	3,650
Jalan Suka	2	2.93	1,597	4,150
Tivoli Lodge	2	2.75	1,238	3,400
Sims Avenue	2	2.51	1,170	2,900
Lorong 23 Geylang	2	1.75	1,219	2,125



PSF Rental (District 14)

QUARTER 1 2024

	Units	PSF (\$)	Area (Sqft)	Rental (\$)
District 14	722	5.25	780	3,708
The Octet	1	6.50	431	2,800
THE DIAMOND	1	5.50	600	3,300
D'Gallery	1	5.30	528	2,800
M Suites	1	5.27	1,044	5,500
Kembangan Suites	1	5.20	538	2,800
Suites @ Sims	1	5.00	560	2,800
D'Casita	1	4.89	818	4,000
Jalan Molek	1	4.74	950	4,500
Lorong 20 Geylang	1	4.67	1,050	4,900
Studio8	1	4.65	861	4,000

	Units	PSF (\$)	Area (Sqft)	Rental (\$)
District 14	722	5.25	780	3,708
Kembangan Plaza	1	4.53	883	4,000
Fuyuen Court	1	4.46	850	3,788
Chen Fang Mansions	1	4.38	936	4,100
Sallim Lodge	1	4.29	979	4,200
Kembangan Court	1	4.26	893	3,800
Penang Service Apartments (Enbloc)	1	4.25	1,152	4,900
Deng Fu Ville	1	4.20	1,001	4,200
D'Palma	1	4.02	969	3,900
Sunflower Regency	1	4.00	1,151	4,600
Le Marican	1	3.85	571	2,200



PSF Rental (District 14)

QUARTER 1 2024

	Units	PSF (\$)	Area (Sqft)	Rental (\$)
District 14	722	5.25	780	3,708
Bougainvilla Apartments	1	3.80	1,001	3,800
Mill Creek	1	3.72	915	3,400
Familie Mansions	1	3.59	1,227	4,400
Sunflower Lodge	1	3.42	1,022	3,500
Delight Court	1	3.40	1,325	4,500
Sunflower Court	1	3.38	1,184	4,000
The Vines	1	3.32	1,173	3,900
Escada View	1	3.21	1,431	4,600
Blossom Mansions	1	3.16	1,109	3,500

	Units	PSF (\$)	Area (Sqft)	Rental (\$)
District 14	722	5.25	780	3,708
Residences 88	1	2.77	1,012	2,800
Lorong 33 Geylang	1	2.77	1,518	4,200
Geylang Mansion	1	2.68	1,119	3,000
Lorong 17 Geylang	1	2.53	1,423	3,600
Lorong 8 Geylang	1	2.50	1,120	2,800
Palm Lodge	1	2.42	1,238	3,000
Wang Lodge	1	2.27	1,012	2,300
Guilin Court	1	2.15	1,162	2,500



PSF Rental (District 15)

QUARTER 1 2024

	Units	PSF (\$)	Area (Sqft)	Rental (\$)
District 15	1165	4.56	1,180	4,976
Seaside Residences	40	6.06	560	3,894
Amber Glades	32	4.09	1,248	5,000
The Waterside	28	3.83	2,271	8,656
The Makena	27	4.02	1,593	5,800
Mandarin Gardens	26	3.50	1,571	5,475
The Sea View	25	5.32	1,411	7,500
One Amber	22	4.74	1,281	5,850
Costa Rhu	21	3.89	1,399	5,300
Cote D'Azur	20	4.57	1,217	5,750
Sanctuary Green	20	4.39	1,313	5,250

	Units	PSF (\$)	Area (Sqft)	Rental (\$)
District 15	1165	4.56	1,180	4,976
Pebble Bay	20	4.31	1,894	8,250
The Shore Residences	19	6.08	872	4,900
Laguna Park	19	3.19	1,453	4,800
Coastline Residences	17	7.04	710	4,300
Katong Regency	17	5.83	560	3,900
The Esta	17	5.00	1,313	6,300
Haig Court	16	3.55	1,442	5,000
Vibes @ East Coast	15	6.37	420	2,800
The Seafront On Meyer	15	4.53	1,604	7,400
Coralis	13	5.09	904	4,600



PSF Rental (District 15)

QUARTER 1 2024

	Units	PSF (\$)	Area (Sqft)	Rental (\$)
District 15	1165	4.56	1,180	4,976
Water Place	13	4.81	1,216	5,600
Flamingo Valley	13	4.20	1,281	5,300
Hawaii Tower	12	2.68	2,239	6,000
38 Suites	11	5.34	506	3,000
The Seawind	11	5.26	657	3,850
Eastern Lagoon	11	3.81	893	3,500
The Belvedere	10	4.74	1,238	5,829
Lagoon View	10	3.01	1,647	4,950
Haig 162	9	6.83	366	2,500
Malvern Springs	9	4.29	1,077	5,000

	Units	PSF (\$)	Area (Sqft)	Rental (\$)
District 15	1165	4.56	1,180	4,976
Butterworth 8	9	3.96	1,313	5,200
Villa Marina	9	3.60	1,464	4,600
Suites @ Guillemard	8	6.18	426	2,700
SilverSea	8	5.69	1,281	6,850
Questa @ Dunman	8	5.34	786	3,950
The Meyerise	8	5.23	1,313	7,300
The Sound	8	4.49	1,114	5,100
Tanjong Ria Condominium	8	4.02	1,206	5,000
Tanjong Katong Road	8	3.91	1,174	4,200
Ocean Park	8	3.39	1,992	6,375



PSF Rental (District 15)

QUARTER 1 2024

	Units	PSF (\$)	Area (Sqft)	Rental (\$)
District 15	1165	4.56	1,180	4,976
Fernwood Towers	8	3.06	1,636	4,600
Fulcrum	7	5.43	700	3,600
Amber Skye	7	5.34	1,217	6,000
RiverEdge	7	4.35	1,605	6,100
King's Mansion	7	3.68	1,604	5,900
Sycamore Tree	6	7.30	431	3,200
Parc Elegance	6	6.18	409	2,525
Everitt Edge	6	5.58	565	3,100
LevilleiSuites	6	5.54	630	3,400
The Cape	6	5.45	657	3,575

	Units	PSF (\$)	Area (Sqft)	Rental (\$)
District 15	1165	4.56	1,180	4,976
38 Amber	6	4.89	1,000	4,850
Parc Seabreeze	6	4.80	1,593	7,475
Villa Martia	6	3.98	1,281	5,100
The Atria At Meyer	6	3.93	1,615	6,175
Katong Garden	6	3.34	1,615	4,775
Neptune Court	6	2.95	1,453	4,350
Suites @ Eastcoast	5	7.10	366	2,700
One Meyer	5	6.51	614	4,500
16 @ Amber	5	5.95	420	3,000
MarineBlue	5	5.60	732	4,100



PSF Rental (District 15)

QUARTER 1 2024

	Units	PSF (\$)	Area (Sqft)	Rental (\$)
District 15	1165	4.56	1,180	4,976
Bella Casita	5	5.14	506	2,800
Seventy Saint Patrick's	5	5.07	1,055	5,000
Imperial Heights	5	4.90	581	2,900
Tivoli Grande	5	4.65	850	3,600
Camelot By-The-Water	5	4.55	3,035	12,000
D'Ecosia	5	4.32	1,227	4,800
Everitt Road	5	4.21	1,615	6,470
Park East	5	4.01	1,234	5,300
Joo Chiat Place	5	3.82	2,750	10,500
Casuarina Cove	5	3.77	1,593	6,000

	Units	PSF (\$)	Area (Sqft)	Rental (\$)
District 15	1165	4.56	1,180	4,976
Siglap Court	5	3.72	1,130	4,400
Nyon	4	7.56	603	4,875
Amber 45	4	6.50	1,184	7,800
Parc Bleu	4	5.92	587	3,000
Espira Suites	4	5.50	560	3,150
Siglap V	4	5.48	452	2,700
The Red House	4	5.06	567	3,000
East Coast Road	4	4.80	997	4,850
Mountbatten Lodge	4	4.63	538	2,750
Grand Duchess At St Patrick's	4	4.39	1,405	6,000



PSF Rental (District 15)

QUARTER 1 2024

	Units	PSF (\$)	Area (Sqft)	Rental (\$)
District 15	1165	4.56	1,180	4,976
Crystal Rhu	4	4.18	1,174	4,900
One Fort	4	4.17	1,055	4,600
Palm Oasis	4	4.12	861	3,650
Parkway View	4	3.91	1,400	5,400
Fortune Jade	4	3.89	1,098	4,275
Blu Coral	4	3.84	1,007	3,800
The Medley	4	3.78	1,169	4,400
Parkshore	4	3.76	1,637	6,150
Sandalwood	4	3.19	1,467	4,450
Upper East Coast Road	4	2.20	1,474	3,250

	Units	PSF (\$)	Area (Sqft)	Rental (\$)
District 15	1165	4.56	1,180	4,976
The Line @ Tanjong Rhu	3	7.14	420	3,300
The Aristo @ Amber	3	5.77	614	3,700
Laverne's Loft	3	5.67	441	2,850
The Palladium	3	5.55	883	4,900
First Point Suites	3	5.34	506	3,200
One Eighties Residences	3	5.28	635	3,150
La Vida @ 130	3	5.26	646	3,400
Elliot At The East Coast	3	4.95	990	4,900
Rose Lane	3	4.83	600	2,900
The Amarelle	3	4.81	915	4,400



PSF Rental (District 15)

QUARTER 1 2024

	Units	PSF (\$)	Area (Sqft)	Rental (\$)
District 15	1165	4.56	1,180	4,976
Suites @ Katong	3	4.51	721	3,000
D'Marine	3	4.45	893	4,200
Tierra Vue	3	4.45	1,055	5,200
Moda	3	4.44	969	4,300
Versilia On Haig	3	4.40	1,023	4,700
Alpha Apartments	3	4.35	850	3,700
Spring @ Katong	3	4.19	1,087	5,000
Ceylon Point	3	4.10	926	3,800
Sundance Vista	3	4.00	550	2,500
Amber Point	3	3.85	1,690	6,500

	Units	PSF (\$)	Area (Sqft)	Rental (\$)
District 15	1165	4.56	1,180	4,976
Springvale	3	3.78	1,109	3,500
Dunman View	3	3.78	1,323	5,000
Everitt Green	3	3.75	1,271	4,850
D'Fresco	3	3.72	1,119	3,800
Dunman Place	3	3.29	1,292	4,250
The Hacienda	3	3.06	1,895	6,500
Hua Xin Court	3	2.44	1,969	4,800
Amber Park	2	6.54	1,136	7,350
Cubik	2	6.41	484	3,100
Tembeling Residence	2	6.19	420	2,600



PSF Rental (District 15)

QUARTER 1 2024

	Units	PSF (\$)	Area (Sqft)	Rental (\$)
District 15	1165	4.56	1,180	4,976
Auralis	2	5.93	598	3,350
Prestige Loft	2	5.49	409	2,250
The Ariel	2	5.28	872	4,600
7 on Chapel	2	5.15	750	3,850
8M Residences	2	5.06	834	4,200
D'Castilia	2	5.02	603	3,025
Aquene	2	4.92	753	3,700
G Residences	2	4.90	786	3,850
Aalto	2	4.88	1,959	9,550
Amber Residences	2	4.80	1,868	8,800

	Units	PSF (\$)	Area (Sqft)	Rental (\$)
District 15	1165	4.56	1,180	4,976
91 Marshall	2	4.73	845	3,700
Naturalis	2	4.72	657	3,100
Ivory	2	4.66	765	3,600
Celestia	2	4.64	608	2,800
Coastarina	2	4.62	759	3,500
The Silver Fir	2	4.55	737	3,350
Meyer Residence	2	4.51	1,028	4,650
Callidora Ville	2	4.49	700	3,125
The View @ Meyer	2	4.45	1,744	7,750
Ola Residences	2	4.31	1,636	7,050



PSF Rental (District 15)

QUARTER 1 2024

	Units	PSF (\$)	Area (Sqft)	Rental (\$)
District 15	1165	4.56	1,180	4,976
11 Amber Road	2	4.20	1,507	6,325
The Serennia	2	4.03	813	3,250
The Sovereign	2	3.98	2,637	10,500
Legenda at Joo Chiat	2	3.95	1,217	4,800
Park Court	2	3.94	979	3,850
Crescendo Park	2	3.94	1,039	4,300
One @ Pulasan	2	3.92	893	3,500
Fort Gardens	2	3.91	1,200	4,538
Palm Vista	2	3.79	1,055	4,000
Meier Suites	2	3.78	3,187	11,625

	Units	PSF (\$)	Area (Sqft)	Rental (\$)
District 15	1165	4.56	1,180	4,976
Marine Mansion	2	3.74	1,150	4,300
The Eastside	2	3.74	1,463	5,150
D'Saville	2	3.74	1,117	4,125
The Meyer Place	2	3.72	1,453	5,400
Tembeling Mansions	2	3.57	1,007	3,600
Santa Fe Mansions	2	3.51	1,120	3,925
Versailles	2	3.49	1,060	3,500
Aura 83	2	3.46	1,472	5,000
Nature Mansions	2	3.41	1,233	4,200
La Meyer	2	3.34	1,272	4,300



PSF Rental (District 15)

QUARTER 1 2024

	Units	PSF (\$)	Area (Sqft)	Rental (\$)
District 15	1165	4.56	1,180	4,976
Lorong K Telok Kurau	2	3.29	1,244	4,100
Melinia Court	2	3.28	1,028	3,200
Seaview Point	2	3.26	1,389	4,525
Butterworth View	2	3.21	1,216	3,894
Siglap Centre	2	3.08	1,438	4,350
Chelsea Lodge	2	3.07	1,303	4,000
Koon Seng Road	2	2.95	950	2,800
Lorong H Telok Kurau	2	2.87	1,199	3,450
Peach Garden	2	2.80	2,766	7,750
Glenfield Apartments	2	2.77	1,184	3,250

	Units	PSF (\$)	Area (Sqft)	Rental (\$)
District 15	1165	4.56	1,180	4,976
Katong Ville	2	2.75	1,184	3,250
Marine View Mansion	2	2.72	2,078	5,650
Studios @ Tembeling	1	8.21	463	3,800
Meyerhouse	1	7.00	2,971	20,800
Heritage East	1	6.43	420	2,700
East Elegance	1	6.35	441	2,800
Maya	1	6.23	538	3,350
The Cotz	1	6.19	452	2,800
East Galleria	1	6.17	1,216	7,500
H Residences	1	5.91	474	2,800



PSF Rental (District 15)

QUARTER 1 2024

	Units	PSF (\$)	Area (Sqft)	Rental (\$)
District 15	1165	4.56	1,180	4,976
RESIDENCE TWENTY-TWO	1	5.76	495	2,850
Jupiter 18	1	5.72	603	3,450
Olooi	1	5.60	947	5,300
iSuites @ Marshall	1	5.55	613	3,400
448 @ East Coast	1	5.43	571	3,100
Tropics @ Haigsville	1	5.34	581	3,100
The Cristallo	1	5.34	474	2,530
The Beacon Edge	1	5.26	969	5,100
Whitescape	1	5.20	807	4,200
Rambai Road	1	5.15	1,261	6,500

	Units	PSF (\$)	Area (Sqft)	Rental (\$)
District 15	1165	4.56	1,180	4,976
Straits Residences	1	5.14	506	2,600
Prestige Residence	1	5.11	646	3,300
Sandy Eight	1	5.05	732	3,700
The Montage	1	5.04	635	3,200
EiS Residences	1	5.00	420	2,100
Mountbatten Suites	1	4.82	560	2,700
Joo Chiat Road	1	4.78	1,087	5,200
The Adara	1	4.77	775	3,700
Seraya Breeze	1	4.71	764	3,600
Sunnyvale Residences	1	4.70	937	4,400



PSF Rental (District 15)

QUARTER 1 2024

	Units	PSF (\$)	Area (Sqft)	Rental (\$)
District 15	1165	4.56	1,180	4,976
Joo Chiat Mansions	1	4.68	1,238	5,800
Martia Residence	1	4.50	1,001	4,500
Tessa Lodge	1	4.49	936	4,200
Casero @ Dunman	1	4.47	850	3,800
Palazzetto	1	4.46	818	3,650
Mabelle	1	4.46	807	3,600
Vitra	1	4.37	1,098	4,800
Worthington	1	4.37	893	3,900
Cantiz @ Rambai	1	4.36	872	3,800
Jersey Lodge	1	4.27	936	4,000

	Units	PSF (\$)	Area (Sqft)	Rental (\$)
District 15	1165	4.56	1,180	4,976
Le Merritt	1	4.24	872	3,700
De Centurion	1	4.21	1,044	4,400
Costa Este	1	4.12	850	3,500
East View	1	4.08	882	3,600
Palm Galleria	1	4.07	861	3,500
Paradise Palms	1	4.04	915	3,700
Seaside Park	1	4.01	861	3,450
Tembeling Court	1	4.01	1,184	4,750
The Treeline	1	4.00	925	3,700
Gold Palm Mansion	1	4.00	1,150	4,600



PSF Rental (District 15)

QUARTER 1 2024

	Units	PSF (\$)	Area (Sqft)	Rental (\$)
District 15	1165	4.56	1,180	4,976
Eastville Apartments	1	4.00	1,001	4,000
Emerald East	1	4.00	1,076	4,300
East Treasure	1	3.98	1,055	4,200
Gemini Apartments	1	3.94	1,270	5,000
Grand Residence	1	3.91	1,022	4,000
Palmera Residence	1	3.87	1,162	4,500
Sunshine Grandeur	1	3.80	1,001	3,800
Radix	1	3.79	1,055	4,000
Ceylon Residence	1	3.78	1,216	4,600
The Cherrywood	1	3.76	850	3,200

	Units	PSF (\$)	Area (Sqft)	Rental (\$)
District 15	1165	4.56	1,180	4,976
The Asteria	1	3.74	1,550	5,800
Crane Road	1	3.68	950	3,500
Cannaville	1	3.62	1,216	4,400
Chiku Mansions	1	3.59	1,141	4,100
Garden Park Residences	1	3.59	1,324	4,750
Rose Ville	1	3.57	1,205	4,300
Stangee Place	1	3.52	1,335	4,700
St Patrick's Loft	1	3.52	1,066	3,750
Aspen Loft	1	3.51	1,281	4,500
Gray Mansions	1	3.45	1,217	4,200



PSF Rental (District 15)

QUARTER 1 2024

	Units	PSF (\$)	Area (Sqft)	Rental (\$)
District 15	1165	4.56	1,180	4,976
Eastside Loft	1	3.45	1,216	4,200
Treescape	1	3.44	872	3,000
Parkway Apartment	1	3.43	3,150	10,800
Castle Loft	1	3.41	1,173	4,000
Arthur 118	1	3.41	1,820	6,200
Fenara Court	1	3.37	980	3,300
Tembeling Grove	1	3.32	1,356	4,500
The Prominence	1	3.29	1,367	4,500
Chapel Lodge	1	3.13	1,120	3,500
Poh Heng Court	1	3.12	1,701	5,300

	Units	PSF (\$)	Area (Sqft)	Rental (\$)
District 15	1165	4.56	1,180	4,976
Crescendo Building	1	3.07	1,303	4,000
Equatorial Apartments	1	3.00	2,498	7,500
The Espira	1	2.97	1,852	5,500
St Patrick's Court	1	2.96	979	2,900
Arthur Mansions	1	2.94	1,614	4,750
St Patrick's Residences	1	2.92	2,465	7,200
The Ambrosia	1	2.87	1,916	5,500
Marine Meadows	1	2.84	1,690	4,800
Gracious Mansions	1	2.77	1,937	5,356
Casa Feliz	1	2.76	1,087	3,000



PSF Rental (District 15)

QUARTER 1 2024

	Units	PSF (\$)	Area (Sqft)	Rental (\$)
District 15	1165	4.56	1,180	4,976
East Palm	1	2.68	1,195	3,200
Galaxy Towers	1	2.67	1,421	3,800
Uni Building	1	2.64	1,796	4,750
Pinehurst Condo	1	2.62	1,528	4,000
Le M Residence	1	2.55	1,648	4,200
KURAU COURT	1	2.44	1,350	3,300
Dong Xing Court	1	2.44	1,518	3,700

	Units	PSF (\$)	Area (Sqft)	Rental (\$)
District 15	1165	4.56	1,180	4,976
Onan Court	1	2.42	1,777	4,300
Ventura View	1	2.22	1,173	2,600
Onan Road	1	2.19	2,006	4,400
The Sunnidora	1	2.05	1,755	3,600
Meyer Park	1	1.83	2,682	4,900
Bendigo Gardens	1	1.51	1,592	2,400



PSF Rental (District 16)

QUARTER 1 2024

	Units	PSF (\$)	Area (Sqft)	Rental (\$)
District 16	628	4.49	943	3,943
Bedok Residences	59	5.35	882	4,000
Bayshore Park	53	3.85	936	3,900
Urban Vista	49	5.46	549	3,100
The Bayshore	46	4.00	1,012	4,150
eCO	43	4.88	635	3,200
The Glades	39	5.97	581	3,500
Costa Del Sol	34	4.51	1,313	6,100
Grandeur Park Residences	27	6.70	560	3,450
Casa Merah	22	4.14	953	4,025
Changi Court	16	3.85	969	3,750

	Units	PSF (\$)	Area (Sqft)	Rental (\$)
District 16	628	4.49	943	3,943
Waterfront Gold	14	4.47	942	3,950
Aquarius By The Park	14	3.92	1,050	4,000
Changi Green	14	3.55	1,001	3,600
Waterfront Isle	13	4.54	915	4,100
Archipelago	12	4.71	829	3,475
Waterfront Key	12	4.40	1,216	5,150
East Meadows	12	3.77	1,206	4,500
The Summit	12	3.52	1,249	4,250
Optima @ Tanah Merah	11	4.59	840	4,000
The Tanamera	9	3.47	1,324	3,800



PSF Rental (District 16)

QUARTER 1 2024

	Units	PSF (\$)	Area (Sqft)	Rental (\$)
District 16	628	4.49	943	3,943
The Clearwater	8	3.81	1,227	4,500
Waterfront Waves	7	4.13	979	4,000
Sunhaven	7	3.23	1,259	3,600
Stratford Court	7	3.20	1,238	4,200
Upper East Coast Road	7	2.20	1,474	3,250
Country Park Condominium	6	3.59	1,131	4,250
Tanamera Crest	6	3.48	1,173	3,925
Parbury Hill Condominium	5	3.72	1,146	3,600
Casafina	5	3.68	1,033	4,100
Landbay Condominium	5	3.54	980	3,700

	Units	PSF (\$)	Area (Sqft)	Rental (\$)
District 16	628	4.49	943	3,943
Eastwood Regency	4	5.87	409	2,400
Laguna Green	4	3.57	1,066	3,800
Uber 388	3	5.12	840	4,300
East Village	3	4.51	732	3,200
The Daffodil	3	4.35	732	3,000
Breeze By The East	3	3.24	1,776	5,750
Riviera Residences	3	2.60	2,369	6,150
Bedok Court	3	2.42	2,271	5,500
Balcon East	2	5.39	646	3,350
The Taipan	2	3.93	1,044	4,100



PSF Rental (District 16)

QUARTER 1 2024

	Units	PSF (\$)	Area (Sqft)	Rental (\$)
District 16	628	4.49	943	3,943
Eastwood Centre	2	3.32	1,147	3,750
Fairmount Condominium	2	3.29	1,432	4,450
The Tropic Gardens	2	3.05	1,248	3,800
Villas Laguna	2	2.89	1,528	4,400
Tanah Merah Mansion	2	2.75	1,860	4,675
Cascadale	2	2.46	1,550	3,800
Venezio	2	2.22	1,610	3,600
East Coast Residences	1	6.19	517	3,200
Idyllic East	1	4.64	689	3,200

	Units	PSF (\$)	Area (Sqft)	Rental (\$)
District 16	628	4.49	943	3,943
Palmwoods	1	3.90	872	3,400
Eastern Lagoon	1	3.81	893	3,500
Baywater	1	3.62	1,518	5,500
Tropicana Condominium	1	2.91	1,635	4,750
Sunbird View	1	2.76	1,302	3,600
Apollo Gardens	1	2.72	1,840	5,000
Bedok Shopping Complex	1	2.69	1,188	3,200
Bagnall Court	1	1.75	1,431	2,500



PSF Rental (District 17)

QUARTER 1 2024

	Units	PSF (\$)	Area (Sqft)	Rental (\$)
District 17	244	3.77	988	3,328
Carissa Park Condominium	31	3.30	1,281	3,300
The Inflora	26	4.71	743	3,050
Hedges Park Condominium	17	4.12	764	3,000
Parc Olympia	17	3.72	797	3,100
Parc Komo	16	4.81	721	3,250
Edelweiss Park Condominium	16	3.31	1,055	3,500
Loyang Valley	16	2.44	1,495	3,775
Palm Isles	13	5.03	517	3,000
Estella Gardens	13	3.74	937	3,500
The Gale	11	3.48	1,033	3,600

	Units	PSF (\$)	Area (Sqft)	Rental (\$)
District 17	244	3.77	988	3,328
Ballota Park Condominium	11	2.53	1,421	3,300
The Jovell	9	5.16	678	3,200
Ferraria Park Condominium	9	3.43	1,195	4,000
Dahlia Park Condominium	8	2.95	1,270	3,600
Avila Gardens	7	3.58	894	3,200
Azalea Park Condominium	7	3.38	947	3,500
Oceanfront Suites	4	5.87	409	2,400
Watercrest	3	2.34	1,324	3,100
Bluwaters 2	2	3.88	915	3,550
Le Loyang	2	3.23	1,066	3,430



PSF Rental (District 17)

QUARTER 1 2024

	Units	PSF (\$)	Area (Sqft)	Rental (\$)
District 17	244	3.77	988	3,328
Coastal View Residences	1	3.57	840	3,000
Lighthouse	1	3.42	1,141	3,900
The Edgewater	1	3.35	1,001	3,350
Celadon View	1	2.95	1,422	4,200
Coastal Breeze Residences	1	2.91	2,065	6,000
Loyang Gardens	1	2.86	1,399	4,000



PSF Rental (District 18)

QUARTER 1 2024

	Units	PSF (\$)	Area (Sqft)	Rental (\$)
District 18	773	4.31	895	3,716
Treasure at Tampines	151	4.90	678	3,500
The Alps Residences	37	5.14	700	3,200
Melville Park	33	3.44	1,044	3,600
The Tapestry	32	6.02	474	3,025
Simei Green Condominium	32	3.52	1,082	3,900
The Palette	31	4.14	893	4,000
Ripple Bay	29	4.13	775	3,200
d'Nest	27	4.59	753	3,400
Double Bay Residences	25	4.06	1,001	4,200
Waterview	22	4.29	926	3,900

	Units	PSF (\$)	Area (Sqft)	Rental (\$)
District 18	773	4.31	895	3,716
Q Bay Residences	21	4.58	667	2,900
Coco Palms	20	4.73	754	3,700
The Tampines Trilliant	20	4.59	1,001	4,250
The Santorini	19	5.13	527	3,000
NV Residences	19	4.37	743	3,400
Arc at Tampines	18	4.34	807	3,750
Stratum	18	4.23	818	3,450
Changi Rise Condominium	18	3.35	1,260	4,175
Eastpoint Green	15	3.72	1,130	3,800
Livia	15	3.65	1,324	4,600



PSF Rental (District 18)

QUARTER 1 2024

	Units	PSF (\$)	Area (Sqft)	Rental (\$)
District 18	773	4.31	895	3,716
My Manhattan	14	4.75	883	4,000
Seastrand	14	3.96	883	3,500
Ris Grandeur	14	3.18	1,291	4,050
CityLife @ Tampines	12	3.97	1,184	4,750
Savannah Condopark	12	3.63	1,340	4,649
The Eden At Tampines	12	3.49	1,238	4,250
Sea Esta	11	3.58	979	3,650
Whitewater	10	3.33	1,141	4,000
Elias Green	9	2.78	1,528	4,300
Watercolours	8	3.75	1,028	3,475

	Units	PSF (\$)	Area (Sqft)	Rental (\$)
District 18	773	4.31	895	3,716
The Esparis	8	3.32	1,394	4,650
Eastvale	8	3.18	1,292	3,784
Vue 8 Residence	7	4.65	1,033	4,500
Oasis @ Elias	6	3.60	1,098	3,850
The Tropica	6	3.41	1,238	4,225
Modena	5	3.55	1,410	4,900
Belysa	4	4.15	931	3,850
Sea Horizon	4	3.98	1,507	6,000
Tropical Spring	4	3.31	1,432	4,550
Pinevale	2	3.56	1,291	4,600



PSF Rental (District 18)

QUARTER 1 2024

	Units	PSF (\$)	Area (Sqft)	Rental (\$)
District 18	773	4.31	895	3,716
Tampines Avenue	1	1.83	1,422	2,600



North East Region



PSF Rental (District 13)

QUARTER 1 2024

	Units	PSF (\$)	Area (Sqft)	Rental (\$)
District 13	249	5.55	766	4,021
The Poiz Residences	37	6.60	581	3,500
Bartley Ridge	35	5.16	721	3,700
The Woodleigh Residences	22	6.96	684	4,900
Park Colonial	22	6.72	678	4,300
Sennett Residence	16	5.19	818	4,200
The Tre Ver	13	6.43	700	4,300
8@Woodleigh	10	5.36	840	4,400
Sky Green	10	4.83	797	3,850
18 Woodville	9	4.92	818	3,700
Sant Ritz	7	6.07	527	3,300

	Units	PSF (\$)	Area (Sqft)	Rental (\$)
District 13	249	5.55	766	4,021
The Venue Residences	7	4.71	850	4,150
Blossoms @ Woodleigh	6	4.62	1,201	5,550
Macpherson Road	6	3.94	750	3,125
Sennett Estate	6	3.74	1,012	3,850
Nin Residence	5	5.88	527	3,100
E Maison	5	4.27	937	4,000
Avon Park	5	3.78	1,270	5,500
Platinum Edge	4	4.37	829	3,550
Euro-Asia Park	4	3.03	1,475	4,450
Leicester Suites	3	6.19	452	2,800



PSF Rental (District 13)

QUARTER 1 2024

	Units	PSF (\$)	Area (Sqft)	Rental (\$)
District 13	249	5.55	766	4,021
R Maison	3	5.34	581	3,100
Parc Mondrian	3	4.31	1,206	5,200
One Leicester	3	4.08	1,206	4,800
Bella Vista	2	4.41	819	3,600
The Addition	1	6.02	797	4,800
The Scenic @ Braddell	1	5.28	398	2,100
Woodville 28	1	4.65	1,184	5,500
Clydeswood	1	3.46	1,302	4,500
Serene View Mansions	1	3.14	1,050	3,300
Daisy Lodge	1	3.01	1,163	3,500



PSF Rental (District 19)

QUARTER 1 2024

	Units	PSF (\$)	Area (Sqft)	Rental (\$)
District 19	1194	4.72	835	3,679
The Florence Residences	80	5.51	635	3,300
Watertown	67	5.27	592	3,300
Riverfront Residences	57	5.37	614	3,300
Affinity At Serangoon	46	5.29	624	3,200
The Scala	36	5.36	829	4,395
Bartley Residences	36	4.77	835	3,900
Kingsford Waterbay	35	4.64	689	3,150
A Treasure Trove	34	4.26	1,044	4,000
La Fiesta	32	4.92	732	3,550
Parc Centros	27	5.83	463	3,000

	Units	PSF (\$)	Area (Sqft)	Rental (\$)
District 19	1194	4.72	835	3,679
Sengkang Grand Residences	26	6.17	490	3,200
Prive	24	4.13	1,054	4,150
Twin Waterfalls	22	3.84	1,087	4,200
The Garden Residences	21	5.61	517	3,200
Botanique At Bartley	20	5.18	657	3,525
Riversails	20	3.85	883	3,400
Forest Woods	19	5.79	721	4,000
The Luxurie	19	4.52	775	3,600
Flo Residence	18	4.28	894	3,900
Chiltern Park	18	3.73	1,270	4,600



PSF Rental (District 19)

QUARTER 1 2024

	Units	PSF (\$)	Area (Sqft)	Rental (\$)
District 19	1194	4.72	835	3,679
Regentville	17	3.47	1,151	3,900
Esparina Residences	16	4.54	1,001	4,450
Kovan Regency	15	5.16	775	4,100
The Tembusu	15	4.52	753	3,600
Stars Of Kovan	14	5.61	625	3,600
Kovan Residences	14	4.26	1,259	5,300
River Isles	14	3.75	1,141	3,800
The Quartz	13	3.62	1,195	4,150
Kovan Melody	12	4.35	1,227	5,200
Parc Vera	12	3.92	872	3,700

	Units	PSF (\$)	Area (Sqft)	Rental (\$)
District 19	1194	4.72	835	3,679
The Rivervale	12	2.99	1,313	4,000
The Florida	12	2.92	1,340	3,950
The Chuan	11	5.00	1,367	6,500
Rio Vista	11	3.21	1,248	4,000
Jade Residences	10	5.56	549	3,150
Trilive	10	5.37	624	3,250
Casa Cambio	10	5.12	538	3,000
Jewel @ Buangkok	10	4.96	732	3,625
Riversound Residence	10	4.06	985	3,700
Waterbay	10	3.92	1,098	4,300



PSF Rental (District 19)

QUARTER 1 2024

	Units	PSF (\$)	Area (Sqft)	Rental (\$)
District 19	1194	4.72	835	3,679
Compass Heights	10	3.42	1,174	3,700
Cardiff Residence	9	5.71	517	2,800
Kensington Square	9	5.37	614	3,300
SunGlade	9	4.30	1,044	4,300
Space @ Kovan	8	5.65	549	2,800
Boathouse Residences	8	3.96	732	2,800
Suites @ Paya Lebar	7	6.28	398	2,500
The Quinn	7	4.53	839	3,400
Terrasse	7	4.34	807	3,500
Chuan Park	7	3.38	1,173	3,000

	Units	PSF (\$)	Area (Sqft)	Rental (\$)
District 19	1194	4.72	835	3,679
Cherry Hill Condominium	7	3.12	1,453	4,550
Park Residences Kovan	6	7.89	355	2,800
The Gazania	6	7.02	538	3,525
The Promenade@Pelikat	6	5.57	463	2,650
Waterwoods	6	4.31	1,044	4,300
Naung Residence	6	4.27	732	3,075
Austville Residences	6	4.16	1,033	3,800
Heron Bay	6	3.87	1,033	4,000
Bellewaters	6	3.80	1,270	4,800
Rivervale Crest	6	3.38	1,206	3,900



PSF Rental (District 19)

QUARTER 1 2024

	Units	PSF (\$)	Area (Sqft)	Rental (\$)
District 19	1194	4.72	835	3,679
Kensington Park Condominium	6	3.20	1,669	5,250
Kovan Grandeur	4	5.78	468	2,650
Midtown Residences	4	5.42	549	3,050
The Vales	4	4.50	899	4,050
The Amore	4	3.87	1,146	4,400
Residences Botanique	4	3.83	926	3,425
The Springbloom	4	3.77	1,216	4,550
Ecopolitan	4	3.75	1,136	4,250
Evergreen Park	4	3.47	1,076	3,950
Lorong Chuan	4	2.83	1,150	3,200

	Units	PSF (\$)	Area (Sqft)	Rental (\$)
District 19	1194	4.72	835	3,679
Park Green	4	2.72	1,630	4,400
The Waterline	3	5.03	517	2,600
Presto @ Upper Serangoon	3	4.87	431	2,900
The Liliun	3	4.69	1,087	5,100
Glasgow Residence	3	4.65	592	2,750
Amaranda Gardens	3	4.47	1,464	6,250
Gambir Ridge	3	4.37	732	3,600
Bliss@Kovan	3	4.27	797	3,400
D'Pavilion	3	4.07	958	4,000
Upper Serangoon Road	3	3.79	950	3,600



PSF Rental (District 19)

QUARTER 1 2024

	Units	PSF (\$)	Area (Sqft)	Rental (\$)
District 19	1194	4.72	835	3,679
Oasis Garden	3	3.78	1,033	4,200
Fragrant Gardens	3	3.76	850	3,200
The Sunshine	3	2.56	1,367	3,500
The Bently Residences@Kovan	2	6.20	538	3,275
Vibes@Upper Serangoon	2	6.06	420	2,550
The Vue	2	5.72	420	2,400
iSuites @ Palm	2	5.51	463	2,550
D'Zire	2	5.24	598	2,975
Sanctuary @ 813	2	5.05	711	3,525
Primo Residences	2	4.40	813	3,300

	Units	PSF (\$)	Area (Sqft)	Rental (\$)
District 19	1194	4.72	835	3,679
Treasure Crest	2	4.37	1,076	4,700
Cambio Suites	2	4.35	759	3,100
Central View	2	3.93	980	3,850
Golden Heights	2	3.89	1,184	4,600
The Courtyard	2	3.71	1,227	4,550
Spazio @ Kovan	2	3.69	926	3,350
Casa Rosa	2	3.55	1,114	3,950
Fortune Park	2	3.54	1,125	3,800
Palm Grove Condominium	2	3.11	1,496	4,650
Boundary Road	2	3.00	850	2,550



PSF Rental (District 19)

QUARTER 1 2024

	Units	PSF (\$)	Area (Sqft)	Rental (\$)
District 19	1194	4.72	835	3,679
Hougang Green	2	2.97	1,631	4,500
Upper Paya Lebar Road	2	2.87	1,150	3,300
Nouvelle Park	2	2.77	1,324	3,700
21 Richards	1	7.09	409	2,900
Vibes @ Kovan	1	5.95	420	2,500
Urban Residences	1	5.37	484	2,600
Harmony @ 1A	1	5.17	484	2,500
Pillai Road	1	4.60	1,087	5,000
The Sunnydale	1	4.32	1,205	5,200
Eden Crest	1	4.02	969	3,900

	Units	PSF (\$)	Area (Sqft)	Rental (\$)
District 19	1194	4.72	835	3,679
Parkwood Residences	1	4.00	937	3,750
Stadia	1	3.79	936	3,550
Rosyth Ville	1	3.68	1,087	4,000
Evania	1	3.67	1,227	4,500
D'hiro@Hillside	1	3.52	1,109	3,900
Kovan Primera	1	3.34	958	3,200
The Florentine	1	3.34	958	3,200
La Dolce Vita	1	3.30	1,453	4,800
Rosalia Park	1	3.30	1,151	3,800
Fiorenza	1	3.21	1,184	3,800



PSF Rental (District 19)

QUARTER 1 2024

	Units	PSF (\$)	Area (Sqft)	Rental (\$)
District 19	1194	4.72	835	3,679
Fontaine Parry	1	3.03	1,550	4,700
Tangerine Grove	1	3.00	1,615	4,850
Kovan Esquire	1	2.76	1,087	3,000
Crystal De Azure	1	2.74	1,313	3,600
Lim Tua Tow Road	1	2.12	850	1,800
Parry Court	1	2.00	2,050	4,100
Kovan Road	1	1.89	1,850	3,500
Cherry Gardens	1	0.85	1,055	900



PSF Rental (District 20)

QUARTER 1 2024

	Units	PSF (\$)	Area (Sqft)	Rental (\$)
District 20	322	4.67	1,063	4,496
JadeScape	34	6.54	764	4,500
Sky Vue	31	5.90	678	4,300
Braddell View	19	3.03	1,560	4,500
The Panorama	18	5.78	587	3,125
Sky Habitat	18	4.64	1,216	5,508
Thomson Three	14	5.46	732	3,850
Goldenhill Park Condominium	14	4.15	1,335	5,650
The Gardens At Bishan	13	4.40	1,205	5,100
Centro Residences	12	5.10	915	4,750
Grandeur 8	12	3.83	1,227	4,700

	Units	PSF (\$)	Area (Sqft)	Rental (\$)
District 20	322	4.67	1,063	4,496
Bishan Loft	10	4.35	1,378	5,900
Thomson V Two	9	6.08	452	2,750
Thomson Impressions	9	6.05	463	3,300
Far Horizon Garden	9	2.87	1,238	3,700
Tresalveo	8	3.53	1,685	5,900
Nuovo	8	3.51	1,270	4,350
Bishan 8	7	4.56	1,163	5,300
Seasons View	7	3.92	1,141	4,000
Bishan Park Condominium	7	3.50	1,270	4,850
Faber Garden Condominium	7	2.80	1,572	4,500



PSF Rental (District 20)

QUARTER 1 2024

	Units	PSF (\$)	Area (Sqft)	Rental (\$)
District 20	322	4.67	1,063	4,496
Thomson View Condominium	7	2.67	2,020	4,500
183 Longhaus	6	5.61	614	3,650
Three 11	6	5.23	657	3,400
Thomson Grand	6	4.24	1,362	5,650
Clover By The Park	6	4.16	1,281	5,800
Boonview	5	3.87	1,292	5,000
The Windsor	5	2.62	1,346	4,000
Rafflesia Condominium	2	3.96	1,055	4,150
Bishan Point	2	3.84	1,060	4,040

	Units	PSF (\$)	Area (Sqft)	Rental (\$)
District 20	322	4.67	1,063	4,496
Country Esquire	2	3.11	1,270	3,950
Peirce View Condominium	2	3.10	1,292	4,000
Flame Tree Park	2	2.44	1,849	4,500
Adana @ Thomson	1	4.99	721	3,600
Sin Ming Plaza	1	3.33	1,022	3,400
Country Grandeur	1	3.12	1,442	4,500
Thomson Imperial Court	1	2.83	1,270	3,600
Lakeview Estate	1	2.79	1,615	4,500



PSF Rental (District 26)

QUARTER 1 2024

	Units	PSF (\$)	Area (Sqft)	Rental (\$)
District 26	71	3.57	1,073	3,962
Meadows @ Peirce	20	3.23	1,217	4,300
Bullion Park	11	3.84	807	3,150
The Calrose	11	3.72	1,238	4,900
Castle Green	10	3.54	947	3,550
Seasons Park	9	3.37	1,066	3,700
Thomson Grove	3	2.56	1,485	4,400

	Units	PSF (\$)	Area (Sqft)	Rental (\$)
District 26	71	3.57	1,073	3,962
Roots @ Transit	2	6.19	517	3,200
The Essence	2	4.35	910	3,900
THE BROOKS I & II	1	5.39	711	3,833
Hong Heng Mansions	1	3.35	926	3,100
Upper Thomson Road	1	2.67	1,350	3,600



PSF Rental (District 28)

QUARTER 1 2024

	Units	PSF (\$)	Area (Sqft)	Rental (\$)
District 28	148	4.77	801	3,291
High Park Residences	39	5.51	581	3,000
The Topiary	20	3.90	1,276	4,150
Rivertrees Residences	15	4.57	700	3,200
The Greenwich	15	4.40	603	2,850
H2O Residences	15	3.96	883	3,200
Parc Botannia	11	5.93	506	3,000
Seletar Park Residence	9	3.78	872	3,300
Riverbank @ Fernvale	6	5.03	517	2,750

	Units	PSF (\$)	Area (Sqft)	Rental (\$)
District 28	148	4.77	801	3,291
Seletar Springs Condominium	6	3.45	996	3,650
Floraville	3	4.14	689	3,100
Grande Vista	3	3.29	1,367	4,600
Serenity Park	2	2.91	1,324	3,850
Nim Gardens	2	2.50	2,023	5,050
Sunrise Gardens	1	34.40	125	4,300
Mimosa Park	1	0.93	2,153	2,000



West Region



PSF Rental (District 5)

QUARTER 1 2024

	Units	PSF (\$)	Area (Sqft)	Rental (\$)
District 5	1024	5.38	836	4,273
Normanton Park	300	5.74	657	4,000
Parc Clematis	147	5.92	700	3,900
Parc Riviera	40	6.01	603	3,900
The Rochester Residences	29	5.00	1,216	6,500
Dover Parkview	28	4.24	1,082	4,200
The Triling	27	5.58	711	4,200
Twin Vew	27	5.52	743	4,000
The Parc Condominium	24	4.43	1,259	5,700
The Verandah Residences	20	6.15	646	3,575
Heritage View	19	4.93	1,195	5,889

	Units	PSF (\$)	Area (Sqft)	Rental (\$)
District 5	1024	5.38	836	4,273
Blue Horizon	19	4.48	1,162	4,900
SeaHill	17	5.42	667	3,300
One-north Residences	17	5.32	979	5,000
Regent Park	17	4.02	958	3,850
Parc Imperial	16	7.29	409	3,000
The Clement Canopy	16	5.93	732	4,200
West Bay Condominium	15	3.99	947	3,950
Kent Ridge Hill Residences	13	5.94	743	4,500
Viva Vista	12	7.23	377	2,800
The Vision	12	4.60	1,303	6,000



PSF Rental (District 5)

QUARTER 1 2024

	Units	PSF (\$)	Area (Sqft)	Rental (\$)
District 5	1024	5.38	836	4,273
Botannia	12	4.20	1,270	5,000
Whistler Grand	11	6.84	614	4,100
Bijou	10	6.18	609	3,700
Hundred Trees	10	5.14	915	4,500
Monterey Park Condominium	10	3.87	1,368	5,375
The Estrella	9	3.70	1,250	4,500
Sea Suites	8	5.36	721	3,800
Varsity Park Condominium	7	3.97	1,992	7,000
The Infiniti	7	3.82	1,302	4,800
Whitehaven	6	6.23	538	3,600

	Units	PSF (\$)	Area (Sqft)	Rental (\$)
District 5	1024	5.38	836	4,273
Clementi Woods Condominium	6	4.65	1,044	4,000
Village @ Pasir Panjang	6	4.58	1,055	4,350
Westcove Condominium	6	3.82	1,179	4,600
Faber Crest	6	3.39	1,249	4,400
Harbour View Gardens	5	6.14	635	3,900
Horizon Residences	5	4.85	1,076	5,100
Carabelle	5	4.60	947	4,500
The Peak@Balmeg	5	4.05	1,507	6,100
Island View	5	2.43	3,360	8,500
The Sorrento	4	6.58	581	3,750



PSF Rental (District 5)

QUARTER 1 2024

	Units	PSF (\$)	Area (Sqft)	Rental (\$)
District 5	1024	5.38	836	4,273
NEWest	4	5.57	495	2,800
The Maylea	4	5.02	775	4,050
The Stellar	4	4.66	1,179	5,725
Mendon Spring	4	4.36	1,055	4,600
The Cassandra	3	3.78	1,323	5,000
Le Hill Condominium	3	3.70	1,205	4,800
Banyan Condominium	3	3.35	1,583	5,300
Icon @ Pasir Panjang	2	8.00	409	3,250
24 One Residences	2	7.11	554	3,900
LIIV RESIDENCES	2	6.26	581	3,400

	Units	PSF (\$)	Area (Sqft)	Rental (\$)
District 5	1024	5.38	836	4,273
The Foliage	2	5.80	517	3,000
Murano	2	4.82	748	3,575
Luxe Ville	2	4.38	1,362	5,950
The Grandhill	2	4.09	996	4,100
West Park Regency	2	3.61	1,039	3,750
Pasir Panjang Road	2	3.60	1,695	6,150
Buona Vista Gardens	2	3.33	1,281	4,260
Villa De West	2	3.29	1,325	4,300
Bayville Condo	2	3.04	1,259	3,825
Landridge Condo	2	2.78	2,005	5,550



PSF Rental (District 5)

QUARTER 1 2024

	Units	PSF (\$)	Area (Sqft)	Rental (\$)
District 5	1024	5.38	836	4,273
Jubilee Residence	1	6.46	495	3,200
The Orient	1	5.27	721	3,800
The Estiva	1	5.12	1,152	5,900
Waterfront @ Faber	1	5.00	700	3,500
Ventana	1	4.03	968	3,900
The Spectrum	1	3.68	1,088	4,000
Pasir Panjang Court	1	3.48	1,378	4,800
Gold Coast Condo	1	3.18	1,572	5,000

	Units	PSF (\$)	Area (Sqft)	Rental (\$)
District 5	1024	5.38	836	4,273
Pasir Panjang Lodge	1	3.04	1,248	3,800
Kentview Park	1	3.04	1,281	3,900
Treasure Place	1	3.03	1,486	4,500
Fragrance Court	1	2.72	1,432	3,900
Westpoint Condominium	1	2.72	1,950	5,310
Pasir View Park	1	2.25	1,464	3,300
Jalan Mas Puteh	1	2.24	850	1,900



PSF Rental (District 21)

QUARTER 1 2024

	Units	PSF (\$)	Area (Sqft)	Rental (\$)
District 21	389	4.25	1,164	4,494
The Cascadia	35	5.01	883	4,250
Signature Park	26	3.29	1,399	4,000
Maplewoods	24	4.20	1,335	5,550
The Hillford	19	6.92	398	2,800
Floridian	17	4.98	1,324	6,850
Hillview Green	16	3.23	1,257	3,850
Springdale Condominium	15	3.72	1,130	4,200
Pandan Valley	15	3.07	1,980	6,000
Parc Palais	12	3.52	1,238	4,500
Clementi Park	11	3.25	1,540	5,000

	Units	PSF (\$)	Area (Sqft)	Rental (\$)
District 21	389	4.25	1,164	4,494
Jalan Jurong Kechil	10	6.29	450	2,700
Symphony Heights	10	3.31	1,125	3,950
Terrene At Bukit Timah	9	4.92	915	3,900
The Sterling	9	4.24	1,442	6,200
Hume Park II	9	3.59	1,248	4,100
Kap Residences	8	5.49	667	3,750
The Creek @ Bukit	8	5.30	689	3,650
Cavendish Park	8	4.18	1,093	4,575
Summerhill	8	3.58	1,302	4,350
The Hillside	8	3.35	1,302	4,500



PSF Rental (District 21)

QUARTER 1 2024

	Units	PSF (\$)	Area (Sqft)	Rental (\$)
District 21	389	4.25	1,164	4,494
Pine Grove	8	2.87	1,673	4,795
Hume Park I	7	3.32	1,356	4,300
Verdale	6	5.72	732	4,250
The Nexus	6	4.69	1,066	5,000
Southaven II	6	3.32	1,513	4,250
Mayfair Gardens	5	6.24	753	4,100
The Blossomvale	5	4.19	1,324	5,800
Astor Green	5	3.93	1,377	4,900
The Raintree	5	3.75	1,270	4,900
Sherwood Towers	5	3.43	1,518	4,500

	Units	PSF (\$)	Area (Sqft)	Rental (\$)
District 21	389	4.25	1,164	4,494
Nottinghill Suites	4	6.35	398	2,625
Suites de Laurel	4	5.14	813	3,975
Jardin	4	4.39	1,168	4,925
Freesia Woods	4	3.93	1,373	5,500
High Oak Condominium	4	3.91	1,173	4,950
Sherwood Condo	4	3.77	905	3,325
Highgate	4	3.10	1,421	4,400
Patent Place	3	3.54	1,950	6,900
Mayfair Modern	2	7.16	517	3,700
Daintree Residence	2	6.30	808	5,050



PSF Rental (District 21)

QUARTER 1 2024

	Units	PSF (\$)	Area (Sqft)	Rental (\$)
District 21	389	4.25	1,164	4,494
Southaven I	2	3.42	1,965	6,250
Palm Residence	2	3.33	1,022	3,400
The Beverly	2	3.21	1,254	3,950
Royal Court	2	2.97	1,185	3,500
Casa Esperanza	1	4.15	2,002	8,300
Gardenvista	1	4.00	1,000	4,000
Eng Kong Green	1	3.83	1,044	4,000
Regis Mansions	1	3.70	818	3,030

	Units	PSF (\$)	Area (Sqft)	Rental (\$)
District 21	389	4.25	1,164	4,494
Binjai Park	1	3.39	1,033	3,500
Grand Regency	1	3.33	1,350	4,500
Chun Tin Road	1	3.28	915	3,000
Toh Tuck Lodge	1	2.97	1,346	4,000
Beauty World Plaza	1	2.90	689	2,000
Kismis Court	1	2.67	1,947	5,200
Beauty World Centre	1	2.62	1,873	4,900



PSF Rental (District 22)

QUARTER 1 2024

	Units	PSF (\$)	Area (Sqft)	Rental (\$)
District 22	401	4.73	1,046	4,589
J Gateway	51	6.92	506	4,000
The Floravale	38	3.40	1,290	4,500
Lake Grande	32	6.39	775	4,500
Parc Oasis	30	3.63	1,227	4,625
The Lakefront Residences	28	5.22	996	4,775
Parc Vista	28	3.65	1,055	4,000
Lakeville	27	5.96	969	5,500
The Lakeshore	25	4.73	1,109	5,200
Caspian	24	4.58	1,098	4,700
Westwood Residences	22	4.48	1,033	5,000

	Units	PSF (\$)	Area (Sqft)	Rental (\$)
District 22	401	4.73	1,046	4,589
The Centris	19	5.09	1,002	5,100
The Mayfair	15	3.87	1,163	4,200
Ivory Heights	15	2.76	1,450	4,200
Lake Life	12	4.42	1,168	5,150
Westmere	12	3.69	1,206	4,500
Summerdale	12	3.49	1,335	4,450
Lakepoint Condominium	5	2.81	1,883	3,600
Lakeside Tower	4	2.21	1,969	4,350
Lakeholmz	2	3.27	1,238	4,050



PSF Rental (District 23)

QUARTER 1 2024

	Units	PSF (\$)	Area (Sqft)	Rental (\$)
District 23	558	4.35	924	3,729
Midwood	45	6.01	549	3,400
Sol Acres	34	4.71	732	3,500
The Hillier	31	5.61	624	3,200
The Tennery	25	4.80	624	3,200
Hillion Residences	23	6.05	463	3,000
Maysprings	22	3.50	915	3,625
Le Quest	20	5.66	646	3,550
Dairy Farm Residences	19	4.94	936	4,500
Northvale	19	3.31	1,087	3,500
Hillview Regency	16	3.81	1,125	4,000

	Units	PSF (\$)	Area (Sqft)	Rental (\$)
District 23	558	4.35	924	3,729
The Warren	16	3.39	1,238	4,275
Hillsta	13	4.41	754	3,200
Glendale Park	13	3.58	1,248	4,200
Regent Heights	13	3.44	1,023	3,800
Foresque Residences	12	4.78	732	3,525
Hazel Park Condominium	11	3.15	1,335	3,900
Natura@Hillview	10	5.72	533	2,975
Hillview Heights	10	3.60	1,206	3,950
Parkview Apartments	10	3.45	1,050	3,500
Laurel Tree	9	6.48	463	3,000



PSF Rental (District 23)

QUARTER 1 2024

	Units	PSF (\$)	Area (Sqft)	Rental (\$)
District 23	558	4.35	924	3,729
Kingsford . Hillview Peak	8	5.03	523	2,950
The Rainforest	8	4.08	1,152	4,700
Blossom Residences	8	4.06	862	3,500
Guilin View	8	3.41	1,260	4,225
Regent Grove	8	3.39	1,163	4,000
Mi Casa	8	3.32	1,259	4,150
Palm Gardens	8	3.26	1,206	3,850
Yew Mei Green	8	3.24	1,351	4,500
The Madeira	7	3.54	1,270	4,100
Cashew Park Condominium	7	2.99	1,152	3,600

	Units	PSF (\$)	Area (Sqft)	Rental (\$)
District 23	558	4.35	924	3,729
Eco Sanctuary	6	4.65	775	3,700
The Lanai	6	4.10	1,001	4,150
The Jade	6	3.78	1,335	4,600
Merawoods	6	3.38	1,346	4,375
The Petals	6	3.24	1,211	4,125
Cashew Heights Condominium	6	3.05	1,232	4,000
Chestervale	6	2.84	1,409	4,000
Tree House	5	4.00	1,152	4,500
Hillbrooks	5	3.55	1,098	3,800
Hillington Green	5	3.17	1,754	6,500



PSF Rental (District 23)

QUARTER 1 2024

	Units	PSF (\$)	Area (Sqft)	Rental (\$)
District 23	558	4.35	924	3,729
iNZ Residence	4	3.90	1,093	4,250
The Dew	4	3.07	1,535	4,600
The Quintet	4	2.99	1,432	4,250
Windermere	4	2.79	1,453	4,050
The Skywoods	3	5.05	872	3,800
Hills Twoone	3	4.99	711	3,650
YewTee Residences	3	3.88	850	4,500
Hillview 128	3	3.61	969	3,500
BUKIT 828	2	5.13	624	3,200
Wandervale	2	3.97	958	3,800

	Units	PSF (\$)	Area (Sqft)	Rental (\$)
District 23	558	4.35	924	3,729
Hillview Park	2	3.88	1,018	3,850
Montrosa	2	3.57	1,023	3,550
Park Natura	2	3.25	1,706	5,400
Meralodge	2	3.21	1,126	3,600
Hillview Residence	2	3.17	1,260	4,000
Hilltop Grove	2	3.13	1,330	4,050
Hillview Apartments	2	2.90	1,205	3,500
Mont Botanik Residence	1	4.22	947	4,000
Hillvista	1	4.15	915	3,800
Century Mansions	1	3.66	1,012	3,700



PSF Rental (District 23)

QUARTER 1 2024

	Units	PSF (\$)	Area (Sqft)	Rental (\$)
District 23	558	4.35	924	3,729
Espa	1	3.61	1,109	4,000
Comfort Garden	1	3.33	1,050	3,500
The Amston	1	2.28	1,313	3,000



North Region



PSF Rental (District 25)

QUARTER 1 2024

	Units	PSF (\$)	Area (Sqft)	Rental (\$)
District 25	175	3.76	1,074	3,743
Woodsvale	42	3.26	1,292	4,200
Northoaks	36	3.23	1,248	4,000
Parc Rosewood	22	5.80	431	2,600
Woodhaven	19	4.57	700	3,300
Casablanca	10	3.62	1,119	3,850
La Casa	10	3.42	1,141	3,900
Rosewood	9	3.41	1,173	3,800

	Units	PSF (\$)	Area (Sqft)	Rental (\$)
District 25	175	3.76	1,074	3,743
Twin Fountains	8	2.39	1,302	3,150
Forestville	6	3.95	1,033	4,080
The Woodgrove	5	4.01	872	3,500
Woodgrove Condominium	3	3.48	1,970	5,500
Rosewood Suites	3	2.98	1,260	3,750
Northwave	2	3.62	1,119	4,050



PSF Rental (District 27)

QUARTER 1 2024

	Units	PSF (\$)	Area (Sqft)	Rental (\$)
District 27	223	4.02	1,005	3,842
North Park Residences	29	5.50	699	3,600
Orchid Park Condominium	26	3.34	1,141	3,755
Eight Courtyards	21	3.87	1,087	4,000
Parc Life	14	3.75	1,066	4,000
Lilydale	14	2.93	1,238	3,900
Symphony Suites	13	4.58	786	3,500
The Estuary	13	4.14	926	3,600
The Miltonia Residences	10	3.47	969	3,550
The Wisteria	9	4.48	883	3,350
The Brownstone	8	4.55	915	4,350

	Units	PSF (\$)	Area (Sqft)	Rental (\$)
District 27	223	4.02	1,005	3,842
The Nautical	8	3.66	915	3,625
Nine Residences	7	4.70	915	3,600
Canberra Residences	7	4.12	850	3,500
Euphony Gardens	5	3.12	1,281	4,100
Skies Miltonia	4	4.80	624	3,100
The Criterion	4	4.13	1,071	4,400
The Visionaire	4	4.06	980	3,975
Skypark Residences	4	3.92	2,122	8,725
Signature At Yishun	4	3.58	1,125	4,000
Yishun Emerald	4	3.39	1,071	3,625



PSF Rental (District 27)

QUARTER 1 2024

	Units	PSF (\$)	Area (Sqft)	Rental (\$)
District 27	223	4.02	1,005	3,842
1 Canberra	4	3.37	1,055	3,550
Seletaris	3	2.53	1,583	4,000
The Canopy	2	3.78	1,033	3,900
Yishun Sapphire	2	3.13	1,184	3,700
Kandis Residence	1	5.72	936	5,350
The Sensoria	1	3.31	1,270	4,200
Sun Plaza	1	3.00	1,065	3,200
D'Banyan	1	2.46	1,098	2,700



A monthly publication by SLP International Property Consultants.
For more information, feel free to reach out to research@oneslp.com

RESEARCH TEAM

Head

Francis Tan - CEO (Covering Head, Research)

Members

Vivian Cheow | Ops/Data Executive | Email: vivian.cheow@oneslp.com

Michelle Wan | Data Administration Executive | Email: michelle.wan@oneslp.com

SLP INTERNATIONAL PROPERTY CONSULTANTS PTE LTD | Estate Agent Lic. No. : L3009018D

Disclaimer: The information does not constitute, nor constitute any part of an investment advice. Readers should not rely on any material in this proposal as a statement or representation of fact but should satisfy themselves by inspecting or otherwise, as to the correctness of each of them. No person in the employment of SLP International Property Consultants Pte Ltd has any authority to make or give any representation or warranty whatsoever to the information herein.



Real Estate, Real People

SLP INTERNATIONAL PROPERTY CONSULTANTS PTE LTD

UEN: 200303801E | Estate Agent Lic. No.: L3009018D

300 Beach Road #34-03/04 The Concourse Singapore 199555

